

Small Open Economy

Lawrence Christiano
March, 2014, Bank of Korea

Department of Economics, Northwestern University

Outline

- Simple Closed Economy Model
- Extend Model to Open Economy
 - ▶ Equilibrium conditions
 - ▶ Indicate complications to bring the model to the data.
 - ▶ Similar in spirit to Ramses I model
 - ★ Adolfson-Laséen-Lindé-Villan at Swedish Riksbank
- Brief Discussion of Introducing Financial Frictions
 - ▶ Christiano-Trabandt-Walentin (CTW) Model, Ramses II model.
 - ★ Based on Christiano-Motto-Rostagno ('Risk Shocks')
 - ▶ Mihai Copaciu of Romanian Central Bank.
- Application:
 - ▶ will US 'lift off' act like a locomotive to rest of world economy, or will it be a problem (especially for EME's)?

Simple Closed Economy Model

- Results from closed economy model

- ▶ Household preferences:

$$E_0 \sum_{t=0}^{\infty} \beta^t \left\{ u(C_t) - \exp(\tau_t) \frac{N_t^{1+\varphi}}{1+\varphi} \right\}, \quad u(C_t) \equiv \log C_t$$

- ▶ Aggregate resources and household intertemporal optimization:

$$Y_t = p_t^* A_t N_t, \quad u_{c,t} = \beta E_t u_{c,t+1} \frac{R_t}{\pi_{t+1}}$$

- ▶ Law of motion of price distortion:

$$p_t^* = \left((1-\theta) \left(\frac{1-\theta(\pi_t)^{\varepsilon-1}}{1-\theta} \right)^{\frac{\varepsilon}{\varepsilon-1}} + \frac{\theta \pi_t^\varepsilon}{p_{t-1}^*} \right)^{-1} \quad (1)$$

Simple Closed Economy Model

- Equilibrium conditions associated with price setting:

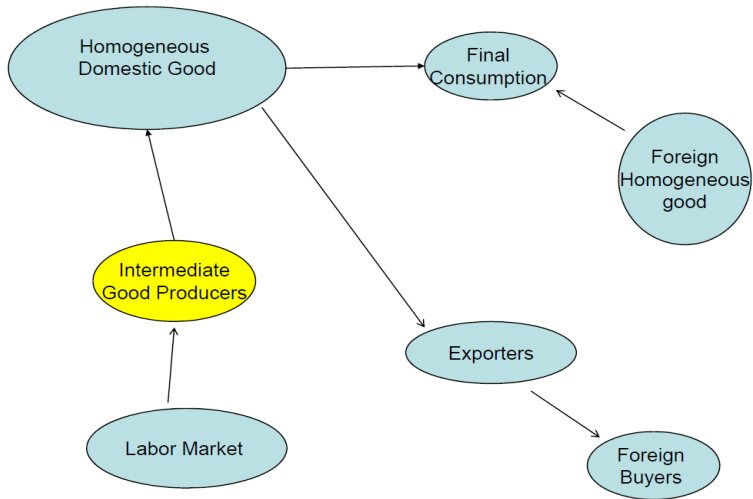
$$\frac{Y_t}{C_t} + E_t \pi_{t+1}^{\varepsilon-1} \beta \theta F_{t+1} = F_t \quad (2)$$

$$F_t \left[\frac{1 - \theta \pi_t^{\varepsilon-1}}{1 - \theta} \right]^{\frac{1}{1-\varepsilon}} = K_t \quad (3)$$

$= \frac{W_t}{P_t}$ by household optimization

$$\frac{\varepsilon}{\varepsilon - 1} (1 - \nu) \overbrace{\frac{\exp(\tau_t) N_t^\varphi}{u_{c,t}}} \times \frac{1}{A_t} \frac{Y_t}{C_t} + E_t \beta \theta \pi_{t+1}^\varepsilon K_{t+1} = K_t \quad (4)$$

note: in simple closed economy model, $Y_t = C_t$, but this is not so in open economy. For a derivation in the simple closed economy, see, e.g., http://faculty.wcas.northwestern.edu/~lchrist/d16/d1614/Labor_market_handout.pdf



Extensions to Small Open Economy

- Outline:
 - ▶ the equilibrium conditions of the open economy model
 - ▶ system jumps from 6 equations in basic model to 16 equations in 16 variables!

Extensions to Small Open Economy: 16 variables

rate of depreciation, exports, real foreign assets, terms of trade, real exchange rate

$$\overbrace{s_t, x_t, a_t^f, p_t^x, q_t}$$

price of domestic consumption (now, c is a composite of domestically produced goods & imports)

$$\overbrace{p_t^c}$$

price of imports

$$\overbrace{p_t^m}$$

consumption price inflation

$$\overbrace{\pi_t^c}$$

reduced form object to (i) achieve technical objective, (ii) adjust UIP implication

$$\overbrace{\Phi_t}$$

closed economy variables

$$\overbrace{R_t, \pi_t, N_t, c_t, K_t, F_t, p_t^*}$$

Extensions to Small Open Economy- Outline

- After describing 16 equilibrium conditions:
 - ▶ compute the steady state
 - ▶ the ‘uncovered interest parity puzzle’, and the role of Φ_t in addressing the puzzle.
 - ▶ summary of the endogenous and exogenous variables of the model, as well as the equations.
 - ▶ several computational experiments to illustrate the properties of the model.

Modifications to Simple Model to Create Open Economy

- Unchanged:

- ▶ household preferences
- ▶ production of (domestic) homogeneous good, $Y_t (= A_t p_t^* N_t)$
- ▶ three Calvo price friction equations

- Changes:

- ▶ household budget constraint includes opportunity to acquire foreign assets/liabilities.
- ▶ intertemporal Euler equation changed as a reduced form accommodation of evidence on uncovered interest parity.
- ▶ $Y_t = C_t$ no longer true.
- ▶ introduce exports, imports, balance of payments.
- ▶ exchange rate,

$S_t =$ domestic currency price of one unit of foreign currency
$S_t = \frac{\text{domestic money}}{\text{foreign money}}$

Monetary Policy: two approaches

- Taylor rule

$$\log\left(\frac{R_t}{R}\right) = \rho_R \log\left(\frac{R_{t-1}}{R}\right) + (1 - \rho_R) E_t\left[r_\pi \log\left(\frac{\pi_{t+1}^c}{\bar{\pi}^c}\right) + r_y \log\left(\frac{y_{t+1}}{y}\right)\right] + \varepsilon_{R,t} \quad (5)$$

where (could also add exchange rate, real exchange rate and other things):

$\bar{\pi}^c \sim$ target consumer price inflation

$\varepsilon_{R,t} \sim$ iid, mean zero monetary policy shock

$y_t \sim Y_t/A_t$

$R_t \sim$ 'risk free' nominal rate of interest

$\varepsilon_{R,t} \sim$ mean zero monetary policy shock.

Monetary Policy: two approaches

- Second approach (Norges Bank, Riksbank)
 - ▶ Solve a type of Ramsey problem in which preferences correspond to preferences of monetary policy committee:

$$E_t \sum_{j=0}^{\infty} \beta^j \left\{ \left(100 \left[\pi_t^c \pi_{t-1}^c \pi_{t-2}^c \pi_{t-3}^c - (\pi^c)^4 \right] \right)^2 \right. \\ \left. + \lambda_y \left(100 \log \left(\frac{y_t}{y} \right) \right)^2 \right. \\ \left. + \lambda_{\Delta R} (400 [R_t - R_{t-1}])^2 + \lambda_s (S_t - \bar{S})^2 \right\}$$

straightforward to implement in Dynare.

- We will stress first approach.

Household Budget Constraint

- 'Uses of funds less than or equal to sources of funds'

$$S_t A_{t+1}^f + P_t C_t + B_{t+1} \\ \leq B_t R_{t-1} + S_t \left[\Phi_{t-1} R_{t-1}^f \right] A_t^f + W_t N_t + \text{transfers and profits}_t$$

Domestic bonds

B_t ~ beginning of period t stock of loans

R_t ~ rate of return on bonds

Foreign assets

A_t^f ~ beginning-of-period t net stock of foreign assets
(liabilities, if negative) held by domestic residents.

$\Phi_t R_t^f$ ~ rate of return on A_t^f

Φ_t ~ premium on foreign asset returns

Household Intertemporal First Order Conditions: Foreign Assets

- Optimality of foreign asset choice (verify this by solving Lagrangian representation of household problem)

utility cost of 1 unit of foreign currency = S_t units of domestic currency, S_t/P_t^c units of C_t

$$\frac{\overbrace{u_{c,t} S_t}}{\underbrace{P_t^c}}$$

conversion into utility units

$$= \beta E_t \overbrace{u_{c,t+1}}$$

quantity of domestic cons. goods purchased from the payoff of 1 unit of foreign currency

foreign currency payoff next period from one unit of foreign currency today

$$\times \frac{S_{t+1} \overbrace{R_t^f \Phi_t}}{P_{t+1}^c}$$

Household Intertemporal First Order Conditions: Foreign Assets

- First order condition:

$$\frac{S_t}{P_t^c C_t} = \beta E_t \frac{S_{t+1} R_t^f \Phi_t}{P_{t+1}^c C_{t+1}}$$

- Scaling:

$$\frac{1}{c_t} = \beta E_t \frac{s_{t+1} R_t^f \Phi_t}{\pi_{t+1}^c c_{t+1} \exp(\Delta a_{t+1})}, \quad s_t \equiv \frac{S_t}{S_{t-1}}, \quad c_t = \frac{C_t}{A_t}. \quad (6)$$

- Technology:

$$a_t \equiv \log(A_t), \quad \Delta a_t = a_t - a_{t-1}.$$

Household Intertemporal First Order Conditions: Domestic Assets

- First order condition:

$$\frac{1}{P_t^c C_t} = \beta E_t \frac{R_t}{P_{t+1}^c C_{t+1}}$$

- Scaling:

$$\frac{1}{c_t} = \beta E_t \frac{R_t}{\pi_{t+1}^c c_{t+1} \exp(\Delta a_{t+1})}. \quad (7)$$

Final Domestic Consumption Goods

- Produced by representative, competitive firm using:

$$C_t = \left[(1 - \omega_c)^{\frac{1}{\eta_c}} (C_t^d)^{\frac{\eta_c - 1}{\eta_c}} + \omega_c^{\frac{1}{\eta_c}} (C_t^m)^{\frac{\eta_c - 1}{\eta_c}} \right]^{\frac{\eta_c}{\eta_c - 1}}$$

where

- C_t^d ~ domestic homogeneous output good, price P_t
- C_t^m ~ imported good, price $P_t^m (\equiv S_t P_t^f)$
- C_t ~ final consumption good, P_t^c
- η_c ~ elasticity of substitution, domestic and foreign goods.

Final Domestic Consumption Goods

- Profit maximization by representative firm:

$$\max P_t^c C_t - P_t^m C_t^m - P_t C_t^d,$$

subject to production function.

- First order conditions associated with maximization:

$$C_t^m : P_t^c \underbrace{\frac{dC_t}{dC_t^m}} = P_t^m, \quad C_t^d : P_t^c \underbrace{\frac{dC_t}{dC_t^d}} = P_t$$

$= \left(\omega_c \frac{C_t}{C_t^m} \right)^{\frac{1}{\eta_c}} \qquad = \left((1 - \omega_c) \frac{C_t}{C_t^d} \right)^{\frac{1}{\eta_c}}$

so that the demand functions are:

$$C_t^m = \omega_c \left(\frac{P_t^c}{P_t^m} \right)^{\eta_c} C_t, \quad C_t^d = (1 - \omega_c) \left(\frac{P_t^c}{P_t} \right)^{\eta_c} C_t.$$

Price Function

- Substituting demand functions back into the production function:

$$C_t = \left[(1 - \omega_c)^{\frac{1}{\eta_c}} \left(C_t \left(\frac{P_t^c}{P_t} \right)^{\eta_c} (1 - \omega_c) \right)^{\frac{\eta_c - 1}{\eta_c}} + \omega_c^{\frac{1}{\eta_c}} \left(\omega_c \left(\frac{P_t^c}{P_t^m} \right)^{\eta_c} C_t \right)^{\frac{\eta_c - 1}{\eta_c}} \right]^{\frac{\eta_c}{\eta_c - 1}},$$

or

$$p_t^c = \left[(1 - \omega_c) + \omega_c (p_t^m)^{1 - \eta_c} \right]^{\frac{1}{1 - \eta_c}}, \quad (8)$$

where

$$p_t^c \equiv \frac{P_t^c}{P_t}, \quad p_t^m \equiv \frac{P_t^m}{P_t}.$$

Real Exchange Rate and Consumption Price Inflation

- Real Exchange Rate:

$$\begin{aligned} p_t^m &= \frac{P_t^c P_t^m}{P_t^c P_t} \\ &\equiv \frac{S_t P_t^f}{P_t^c}, \text{ real exchange rate} \\ &= p_t^c \times \underbrace{\quad}_{q_t} \end{aligned} \quad (9)$$

- Consumption good inflation and homogeneous good inflation:

$$\pi_t^c \equiv \frac{P_t^c}{P_{t-1}^c} = \frac{P_t p_t^c}{P_{t-1} p_{t-1}^c} = \pi_t \left[\frac{(1 - \omega_c) + \omega_c (p_t^m)^{1-\eta_c}}{(1 - \omega_c) + \omega_c (p_{t-1}^m)^{1-\eta_c}} \right]^{\frac{1}{1-\eta_c}} \quad (10)$$

Exports

- Foreign demand for domestic goods:

$$X_t = \left(\frac{P_t^x}{P_t^f} \right)^{-\eta_f} Y_t^f = (p_t^x)^{-\eta_f} Y_t^f, \quad \overbrace{p_t^x}^{\text{terms of trade}} = \frac{P_t^x}{P_t^f}$$

Y_t^f ~ foreign output

P_t^f ~ foreign currency price of foreign good

P_t^x ~ foreign currency price of export good

Scaling by A_t

$$x_t = (p_t^x)^{-\eta_f} y_t^f \tag{11}$$

Rate of Depreciation, Inflation...

- Competition: Price of export equals marginal cost:

$$S_t P_t^x = P_t.$$

- Scaling:

$$\begin{aligned} 1 &= \frac{S_t P_t^x}{P_t} = \frac{P_t^c S_t P_t^f P_t^x}{P_t P_t^c P_t^f} \\ &= q_t p_t^x p_t^c \end{aligned} \quad (12)$$

- Also,

$$\frac{q_t}{q_{t-1}} = s_t \frac{\pi_t^f}{\pi_t^c}, \quad s_t \equiv \frac{S_t}{S_{t-1}}, \quad \pi_t^f \equiv \frac{P_t^f}{P_{t-1}^f} \quad (13)$$

Homogeneous Goods Market Clearing

Clearing in domestic homogeneous goods market:

$$\begin{aligned} & \text{output of domestic homogeneous good, } Y_t \\ = & \text{uses of domestic homogeneous goods} \\ = & \text{goods used in production of final consumption, } C_t \quad \text{exports} \quad \text{government} \\ = & \underbrace{C_t^d} + \underbrace{X_t} + \underbrace{G_t} \\ = & (1 - \omega_c) (p_t^c)^{\eta_c} C_t + X_t + G_t. \end{aligned}$$

Aggregate Employment and Uses of Homogeneous Goods

- Substituting out in previous expression for Y_t :

$$A_t p_t^* N_t = (1 - \omega_c) (p_t^c)^{\eta_c} C_t + X_t + G_t,$$

or,

$$p_t^* N_t = (1 - \omega_c) (p_t^c)^{\eta_c} c_t + x_t + g_t, \quad (14)$$

$$c_t \equiv \frac{C_t}{A_t}, \quad x_t \equiv \frac{X_t}{A_t}, \quad g_t \equiv \frac{G_t}{A_t}.$$

Balance of Payments

- equality of international flows relating to trade in goods and in financial assets:

acquisition of new net foreign assets, in domestic currency units

$$\overbrace{S_t A_{t+1}^f}$$

+ expenses on imports_t

receipts from existing stock of net foreign assets

= receipts from exports_t +

$$\overbrace{S_t R_{t-1}^f \Phi_{t-1} A_t^f}$$

Balance of Payments, the Pieces

- Exports and imports:

$$\text{expenses on imports}_t = S_t P_t^f \omega_c \left(\frac{p_t^c}{p_t^m} \right)^{\eta_c} C_t$$

$$\text{receipts from exports}_t = S_t P_t^x X_t.$$

- Balance of payments:

$$\begin{aligned} & S_t A_{t+1}^f + S_t P_t^f \omega_c \left(\frac{p_t^c}{p_t^m} \right)^{\eta_c} C_t \\ &= S_t P_t^x X_t + S_t R_{t-1}^f \Phi_{t-1} A_t^f. \end{aligned}$$

Balance of Payments, Scaling

- Scaling by $P_t A_t$:

$$\begin{aligned} & \frac{S_t A_{t+1}^f}{P_t A_t} + \frac{S_t P_t^f}{P_t} \omega_c \left(\frac{p_t^c}{p_t^m} \right)^{\eta_c} c_t \\ &= \frac{S_t P_t^x}{P_t} x_t + \frac{S_t R_{t-1}^f \Phi_{t-1} A_t^f}{P_t A_t}, \end{aligned}$$

or,

$$a_t^f + p_t^m \omega_c \left(\frac{p_t^c}{p_t^m} \right)^{\eta_c} c_t = p_t^c q_t p_t^x x_t + \frac{s_t R_{t-1}^f \Phi_{t-1} a_{t-1}^f}{\pi_t \exp(\Delta a_t)}, \quad (15)$$

where a_t^f is 'scaled, homogeneous goods value of net foreign assets':

$$a_t^f = \frac{S_t A_{t+1}^f}{P_t A_t}.$$

Risk Term

$$\Phi_t = \Phi \left(a_t^f, R_t^f, R_t, \tilde{\phi}_t \right) = \quad (16)$$

$$\exp \left(-\tilde{\phi}_a \left(a_t^f - \bar{a} \right) + \tilde{\phi}_s \left(R_t - R_t^f - \left(R - R^f \right) \right) + \tilde{\phi}_t \right)$$

$\tilde{\phi}_a > 0$, small and not important for dynamics

$\tilde{\phi}_s > 0$, important

$\tilde{\phi}_t \sim$ mean zero, iid.

- Discussion of $\tilde{\phi}_a$.

- ▶ $\tilde{\phi}_a > 0$ implies (i) if $a_t^f > \bar{a}$, then return on foreign assets low and $a_t^f \downarrow$; (ii) if $a_t^f < \bar{a}$, then return on foreign assets high and $a_t^f \uparrow$
- ▶ implication: $\tilde{\phi}_a > 0$ is a force that drives $a_t^f \rightarrow \bar{a}$ in steady state, independent of initial conditions.
- ▶ logic is same as reason why steady state stock of capital in neoclassical growth model is unique, independent of initial conditions.
- ▶ in practice, put in a tiny value of $\tilde{\phi}_a$, so that its only effect is to pin down a_t^f in steady state and it does not affect dynamics (see Schmitt-Grohe and Uribe).

Risk Term

- Discussion of $\tilde{\phi}_t$:
 - ▶ Captures, informally, the possibility that there is a shock to the required return on domestic assets.
 - ★ When $\tilde{\phi}_t > 0$, 'capital outflow shock', people stop liking domestic assets
 - ★ When $\tilde{\phi}_t < 0$, 'safe haven shock', people love domestic assets (e.g., Swiss Franc in recent years).
- Discussion of $\tilde{\phi}_s$:
 - ▶ $\tilde{\phi}_s$ reduced form fix for the model.
 - ▶ With $\tilde{\phi}_s = 0$, model implies Uncovered Interest Parity (UIP), which does not hold in the data.
 - ▶ to better explain this, it is convenient to first solve for the model's steady state.

Steady State

- household intertemporal efficiency conditions:

$$1 = \beta \frac{sR^f}{\pi^c \exp(\Delta a)} \quad (6)$$

$$1 = \beta \frac{R}{\pi^c \exp(\Delta a)} \quad (7)$$

- assumption about foreign households:

$$\pi_t^f \equiv \frac{P_t^f}{P_{t-1}^f} \quad (\text{exogenous})$$

$$1 = \beta \frac{R^f}{\pi^f \exp(\Delta a)}$$

Steady State

- Taylor rule implies: $\pi^c = \bar{\pi}^c$, (5).
- Additional steady state equations:

$$\pi \equiv \frac{P_t}{P_{t-1}} = \pi^c \text{ (inflation target)} \quad (10)$$

$$p^* = \frac{\frac{1-\theta\pi^\varepsilon}{1-\theta}}{\left(\frac{1-\theta(\pi)^{\varepsilon-1}}{1-\theta}\right)^{\frac{\varepsilon}{\varepsilon-1}}}, \text{ (no distortion if } \bar{\pi}^c = 1) \quad (1)$$

$$s = \frac{\pi^c}{\pi^f}, \quad (13)$$

$$R = \frac{\pi \exp(\Delta a)}{\beta} \quad (7)$$

$$R^f = R/s \quad ((6),(7))$$

Steady State, Potentially Iterative Part

- Rest of the algorithm solves a single non-linear equation in a single unknown, $\tilde{\varphi}$.
- Set $\tilde{\varphi} = p^c q$

$$p^m = \tilde{\varphi} \quad (9) \quad \text{and} \quad p^x = \frac{1}{\tilde{\varphi}} \quad (12)$$

$$p^c = \left[(1 - \omega_c) + \omega_c (p^m)^{1-\eta_c} \right]^{\frac{1}{1-\eta_c}} \quad (8)$$

$$q = \frac{\tilde{\varphi}}{p^c}$$

Steady State, Potentially Iterative Part...

- Let

$$g = \eta_g y, \bar{a} = \eta_a y.$$

- Then,

$$0 = p^m \omega_c \left(\frac{p^c}{p^m} \right)^{\eta_c} c - p^c q p^x x - \left(\frac{sR^f}{\pi \exp(\Delta a)} - 1 \right) \eta_a p^* N \quad (15)$$

$$0 = (1 - \omega_c) (p^c)^{\eta_c} c + x - (1 - \eta_g) N p^* \quad (14)$$

$$F = \frac{p^* N}{c (1 - \pi^{\varepsilon-1} \beta \theta)} \quad (2)$$

$$K = F \left[\frac{1 - \theta \pi^{\varepsilon-1}}{1 - \theta} \right]^{\frac{1}{1-\varepsilon}} \quad (3)$$

$$0 = \frac{\varepsilon}{\varepsilon - 1} (1 - \nu) N^{1+\varphi} p^* + (\beta \theta \pi^\varepsilon - 1) K \quad (4),$$

These five equations involve the five unknowns: c, N, F, K, x . Solve these. Adjust $\tilde{\varphi}$ until (11) is satisfied. In practice, we simply set $\tilde{\varphi} = 1$ and used (11) to solve for y^f .

Uncovered Interest Parity Algebra

- subtract equations (6) and (7):

$$E_t \left[\frac{R_t - s_{t+1} R_t^f \Phi_t}{c_{t+1} \pi_{t+1}^c \exp(\Delta a_{t+1})} \right] = 0.$$

- ▶ totally different object in square brackets and evaluate in steady state:

$$\begin{aligned} & d \frac{R_t - s_{t+1} R_t^f \Phi_t}{c_{t+1} \pi_{t+1}^c \exp(\Delta a_{t+1})} \\ = & \frac{dR_t}{c \pi^c \exp(\Delta a)} \\ & - \frac{1}{c \pi^c \exp(\Delta a)} \left[s R^f d\Phi_t + s dR_t^f + R^f ds_{t+1} \right] \\ & - \frac{R - s R^f}{[c \pi^c \exp(\Delta a)]^2} d [c_{t+1} \pi_{t+1}^c \exp(\Delta a_{t+1})] \\ = & \frac{1}{\beta c} \left\{ \hat{R}_t - [\hat{\Phi}_t + \hat{R}_t^f + \hat{s}_{t+1}] \right\} \end{aligned}$$

where

$$\hat{x}_t \equiv (x_t - x) / x = dx_t / x.$$

Uncovered Interest Parity, Linearized Representation

- Then,

$$E_t \left[\frac{R_t - s_{t+1} R_t^f \Phi_t}{c_{t+1} \pi_{t+1}^c \exp(\Delta a_{t+1})} \right] = 0,$$

is, to a first approximation,

$$E_t \left[\frac{1}{\beta c} \left\{ \hat{R}_t - \left[\hat{\Phi}_t + \hat{R}_t^f + \hat{s}_{t+1} \right] \right\} \right] = 0$$

or,

$$\hat{R}_t = E_t \hat{s}_{t+1} + \hat{R}_t^f + \hat{\Phi}_t.$$

- Conclude, using $\frac{dx_t}{x} \simeq \log(x_t/x)$, $\log \Phi = 0$:

$$\log R_t - \log R = E_t [\log s_{t+1} - \log(s)] + \log R_t^f - \log R^f + \log \Phi_t$$

or, using $\log R^f = \log R - \log s$, definition of s_{t+1} , $r_t \equiv \log R_t$,
 $r_t^f \equiv \log R_t^f$

$$E_t \log S_{t+1} - \log S_t = r_t - r_t^f + \log \Phi_t$$

Uncovered Interest Parity

- Under UIP, $\hat{\Phi}_t = 0$:
 - ▶ $r_t > r_t^f \rightarrow$ must be an anticipated depreciation (instantaneous appreciation) of the currency for people to be happy holding the existing stock of net foreign assets
- Consider regression relation:

$$\log S_{t+1} - \log S_t = \beta_0 + \beta_1 (r_t - r_t^f) + u_t.$$

- ▶ Under UIP (and, rational expectations), $\hat{\beta}_0 = 0$, $\hat{\beta}_1 = 1$.
- When $\hat{\Phi}_t \neq 0$:

$$\hat{\beta}_1 = \frac{\text{cov}(\log S_{t+1} - \log S_t, r_t - r_t^f)}{\text{var}(r_t - r_t^f)} = 1 - \tilde{\phi}_s,$$

UIP Puzzle

- In data,

$$\hat{\beta}_1 \simeq -.75, \text{ so UIP rejected (that's the UIP puzzle)}$$

- Note:

$$\tilde{\phi}_s = 1.75 \rightarrow \hat{\beta}_1 = -0.75.$$

because

$$\hat{\beta}_1 = \frac{\text{cov}(\log S_{t+1} - \log S_t, r_t - r_t^f)}{\text{var}(r_t - r_t^f)} = 1 - \tilde{\phi}_s,$$

- Another way to see UIP puzzle is from VAR impulse responses by Eichenbaum and Evans (QJE, 1992)
 - ▶ Data: $r_t \uparrow$ after monetary policy shock $\rightarrow \log S_{t+j}$ falls slowly for $j = 1, 2, 3, \dots$
 - ▶ UIP theory: $r_t \uparrow$ after monetary policy shock $\rightarrow \log S_{t+1} - \log S_t \uparrow$.

Intuition Behind UIP Puzzle

UIP puzzle: $r_t \uparrow$ and expected appreciation of the currency represents a double-boost to the return on domestic assets. On the face of it, it appears that there is an irresistible profit opportunity. Why doesn't the double-boost to domestic returns launch an avalanche of pressure to buy the domestic currency? In standard models, this pressure produces a greater instantaneous appreciation in the exchange rate, until the familiar UIP overshooting result emerges - the pressure to buy the currency leads to such a large appreciation, that expectations of depreciation emerge. In this way, UIP leads to the counterfactual prediction that a higher r_t will be followed (after an instantaneous appreciation) by a period of time during which the currency depreciates.

Intuition Behind 'Resolution' of Puzzle

Model's resolution of the UIP puzzle: when $r_t \uparrow$ the return required for people to hold domestic bonds rises. This is why the double-boost to domestic returns does not create an appetite to buy large amounts of domestic assets. Possibly this is a reduced form way to capture the notion that increases in r_t make the domestic economy more risky. (However, the precise mechanism by which the domestic required return rises - earnings on *foreign* assets go up - may be difficult to interpret. An alternative specification was explored, with risk-premia affecting domestic bonds, but this resulted in indeterminacy problems.)

Dynamics

- 16 equations: price setting, (1),(2),(3),(4); monetary policy rule, (5); household intertemporal Euler equations (6),(7); relative price equations (8),(9),(10),(12),(13); aggregate resource condition, (14); balance of payments, (15); risk term, (16); demand for exports (11).
- 16 endogenous variables: $p_t^c, p_t^m, q_t, R_t, \pi_t, \pi_t^c, p_t^x, N_t, p_t^*, a_t^f, \Phi_t, s_t, x_t, c_t, K_t, F_t$.
- exogenous variables: $R_t^f, y_t^f, \tilde{\phi}_t, g_t, \varepsilon_{R,t}, \Delta a_t, \tau_t, \pi_t^f$.
 - ▶ for the purpose of numerical calculations, these were modeled as independent scalar AR(1) processes.

Extensions to Small Open Economy...

- the model was solved in the manner described above:
 - compute the steady state using the formulas described above
 - log-linearize the 16 equations about steady state
 - solve the log-linearized system
 - these calculations were made easy by implementing them in Dynare.

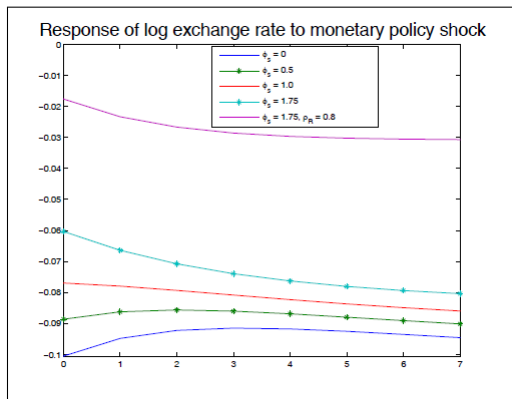
Parameter Values

- Numerical examples: Parameter values:

$$\begin{array}{lll} \pi^f = \bar{\pi}^c = 1.005 & \tilde{\phi}_a = 0.03 & \beta = 1.03^{-1/4} \\ \theta = 3/4 & \varphi = 1 & \varepsilon = 6 \\ 1 - \nu = \frac{\varepsilon - 1}{\varepsilon} & \eta_c = 5 & \omega_c = 0.4 \\ \eta_g = 0.3 & \eta_a = 0 & \eta_f = 1.5 \\ \rho_R = 0.9 & r_\pi = 1.5 & r_y = 0.15 \end{array}$$

Modifying UIP

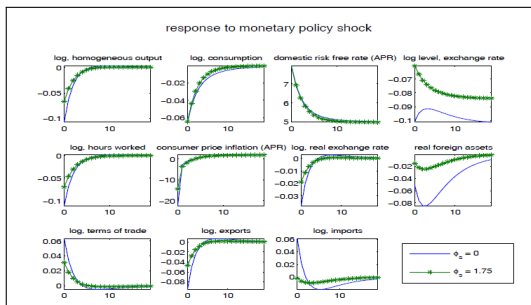
- iid shock, 0.01, to $\varepsilon_{R,t}$.
 - ▶ $\tilde{\phi}_s = 0 \rightarrow$ after instantaneous appreciation, positive $\varepsilon_{R,t}$ shock followed by depreciation.
 - ▶ for higher $\tilde{\phi}_s$, shock followed by appreciation.
 - ▶ long run appreciation is increasing function of persistence of ρ_R .



Impact of Modifications to UIP

We now consider a monetary policy shock, $\varepsilon_{R,t} = 0.01$. According to (5), implies a four percentage point (at an annual rate) policy-induced jump in R_t .

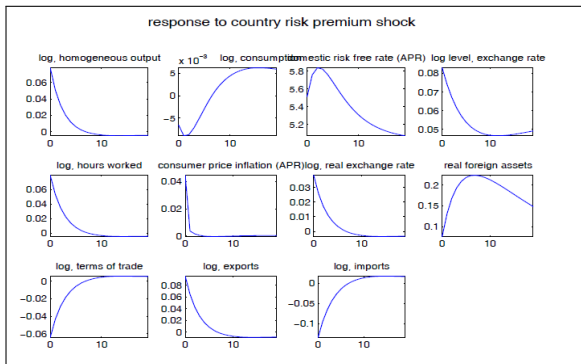
The dynamic effects are displayed in the following figure, for $\tilde{\varphi}_s = 0$, $\tilde{\varphi}_s = 1.75$



Note: (i) appreciation smaller, though more drawn out, when $\tilde{\varphi}_s$ is big; (ii) smaller appreciation results in smaller drop in net exports, so less of a drop in demand, so less fall in output and inflation; (iii) smaller drop in net exports results in smaller drop in real foreign assets.

Capital Outflow Shock

- Consider now a domestic economy risk premium shock, a jump in the innovation to $\tilde{\phi}_t$ equal to 0.01.



With the reduced interest in domestic assets, **(i)** the currency depreciates, **(ii)** net exports rise, **(iii)** hours and output rise, **(iv)** the upward pressure on costs associated with higher output leads to a rise in prices.

Model with Capital, Richer Import Sector and Price Frictions that Slow Down Exchange Rate Pass-Through (CTW)

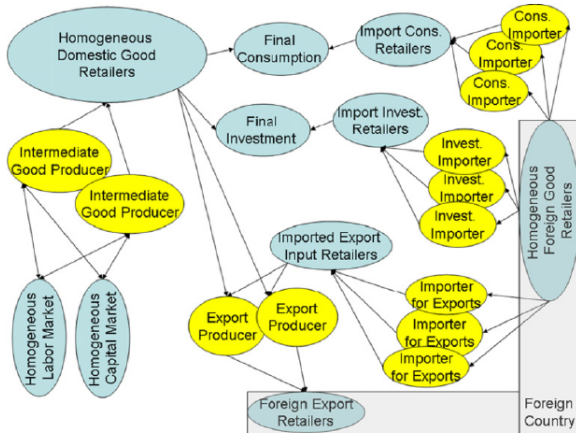
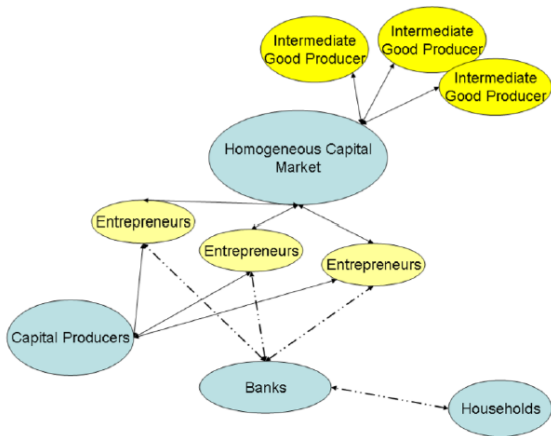


Fig. 1. Graphical illustration of the goods production part of the model.

Financial Frictions as the BGG or CMR in the Open Economy Model



Question Confronting Many Emerging Market Economies..

- At some point, the Fed will implement its 'exit strategy' and raise US interest rates (300-350 basis points?).
- In the past, when Fed raised rates sharply (e.g., 1982 Volcker disinflation, 1994 run-up in interest rates), hit the rest of world like a brick:
 - ▶ Chilean crisis of 1982, Mexican default of August 1982. Mexican crisis of 1994.
- Will the US 'exit strategy' inflict financial crises around the world, especially in emerging market economies?
 - ▶ Summer 2013 'taper episode' makes people worry about this possibility.
- I'll call the above possibility the BIS scenario.

BIS Scenario

- Low US interest rates since 2008 have encouraged 'excessive' accumulation of debt in the world.
- This has particularly affected emerging market economies in Asia and Latin America.

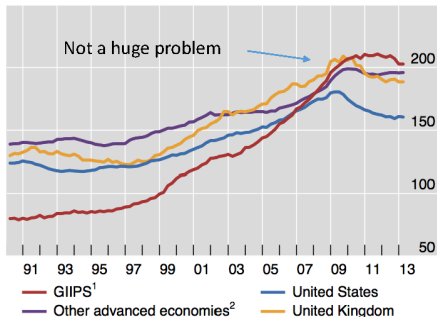
Credit to the private sector

As a percentage of GDP; unweighted averages

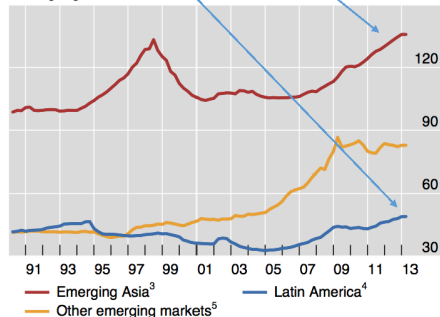
Levels low relative to US, but still they grew to levels equal or greater than what they were in previous crises.

Graph 2

Advanced economies



Emerging market economies



¹ Greece, Ireland, Italy, Portugal and Spain. ² Belgium, Canada, Denmark, France, Germany, Japan, the Netherlands, Norway and Sweden. ³ China, Hong Kong SAR, India, Indonesia, Korea, Malaysia, Singapore and Thailand. ⁴ Argentina, Brazil, Chile, Colombia, Mexico and Peru. ⁵ The Czech Republic, Hungary, Poland, Russia, South Africa and Turkey.

Sources: National data; BIS calculations.

Currency Mismatch Problem May Be Understated..

(Hyun Shin, 'The Second Phase of Global Liquidity... ', November, 2013)

- Many emerging market borrowers issue dollar-denominated debt through foreign subsidiaries (say in the UK).
 - ▶ By the usual definition (based on the residence of the issuer), the bonds are a liability of the UK entity.
- But, it's the consolidated balance sheet that matters to the emerging market firm.
 - ▶ So, the debt issued via a foreign subsidiary could make the emerging market firm vulnerable to currency mismatch problems.

Hyun Shin argues:

- Amount of dollar denominated debt from emerging market firms may be greatly understated.
- This is suggested by evidence that foreign currency debt by nationality can be much larger than foreign debt by the usual residency definition.

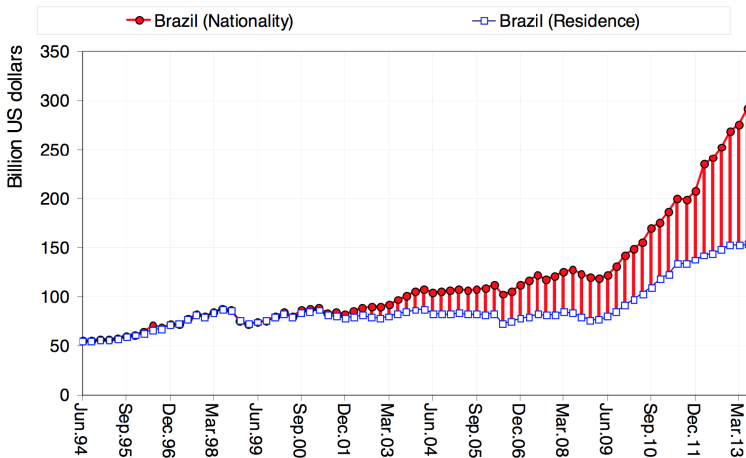


Figure 5. International debt securities outstanding (all borrowers) from Brazil by nationality and by residence (Source: BIS Debt Securities Statistics, Table 11A and 12A)

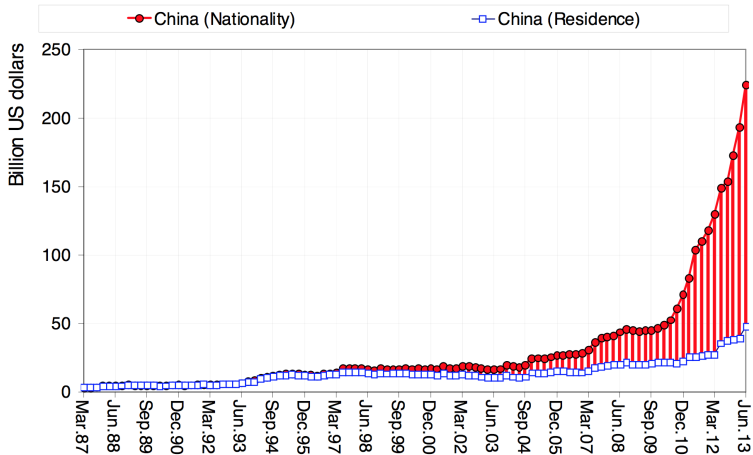


Figure 6. International debt securities outstanding (all borrowers) from China by nationality and by residence (Source: BIS Debt Securities Statistics, Table 11A and 12A)

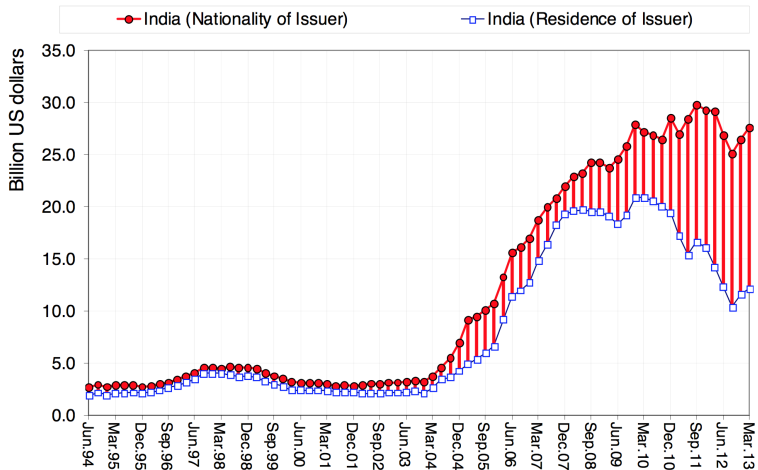


Figure 7. International debt securities outstanding for non-financial corporates from India by nationality and by residence (Source: BIS Debt Securities Statistics, Table 11D and 12D)

- Shin conjectures that distinction between external debt according to nationality and residence helps to resolve the 'taper' puzzle:
 - ▶ convulsions in emerging markets during taper episode in summer 2013 seem inconsistent with apparently small net external debt position (measured in residence terms) of firms in emerging markets.
- Less surprising if external debt position is in fact much bigger.

BIS Scenario

- US raises interest rates.
- Emerging market exchange rates depreciate.
- Financial health of emerging market firms compromised.
- They cut back on investment activity. . . .recessions start.
- Runs on emerging market banks known to have made loans to now-questionable emerging market non-financial firms.
- And so on. . .

Locomotive Scenario

- Previous episodes of US interest rate hikes may be playing too big a role in the pessimistic outlook.
- The circumstances in which the US raises interest rates may make a difference.
 - ▶ In present circumstances, Fed has (credibly, I think) committed to only raise rates until well after the US economy has returned to health.
 - ▶ Under these circumstances, interest rate hikes occur when the US is firmly in the position of a locomotive, pulling the rest of the world economy forward in its wake.

Which Will it Be: BIS or Locomotive Scenario?

- Need a model to think about this question.
- Build in the BIS-type factors that raise concerns about the world economy.
- Accurately capture the degree of foreign currency indebtedness of financial and nonfinancial firms (i.e., avoid the biases that Hyun Shin is concerned about).
 - ▶ Build in the nature of the constraints that cause firms to pull back when their net worth contracts with exchange rate depreciation.
 - ▶ Build in the 'locomotive' scenario:
 - ★ Carefully model 'forward guidance' – Fed commitment to keep interest rates low even after the US economy has begun to strengthen.

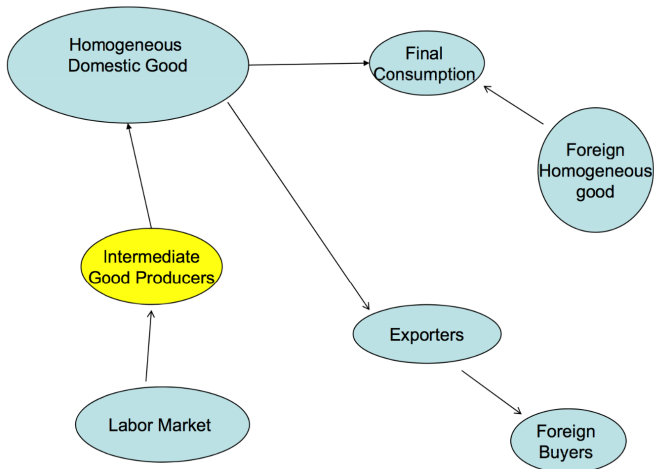
A Model

- Mihai Copaciu (Romanian Central Bank)
 - ▶ Constructs small open economy models in which investment is sustained by purchases of entrepreneurs, who earn their revenues in domestic currency units.
 - ▶ Entrepreneurs need financing, and the amount of financing they can get is partially a function of their accumulated net worth.
 - ▶ Some of the financing is obtained from abroad.
 - ▶ When the currency depreciates, entrepreneurs that borrowed abroad make capital losses and their net worth suffers.
 - ▶ They are forced to cut back on expenditures, so that investment crashes, bringing down the economy.
 - ▶ Same model also contains the usual features that imply an expansion in the US acts as a locomotive on the rest of the world.

Mihai Copaciu's Model of Currency Mismatch

(Banca Națională a României)

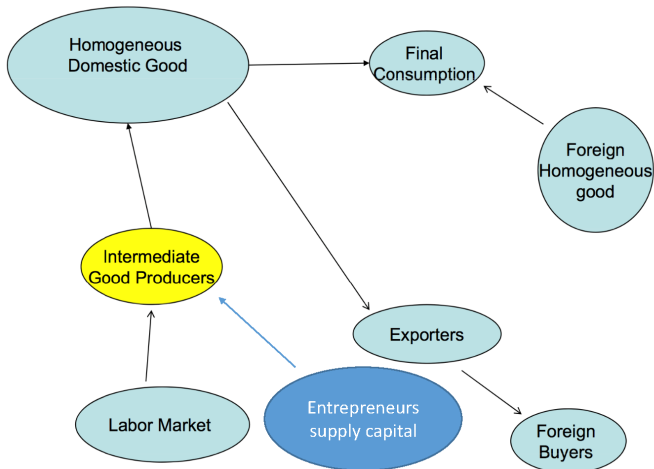
Typical small
open economy



Mihai Copaciu's Model of Currency Mismatch

(Banca Națională a României)

Typical small
open economy



DSGE Models Can Play a Useful Role in Discussions about Fed 'Exit Strategy'

- New Keynesian Open Economy Models can Capture Two Competing Views.
- Potential for US take-off to:
 - ▶ be a locomotive.
 - ▶ cause a loss of net worth by foreign firms/financial institutions and force a cut-back in foreign investment ('BIS scenario').