

Fiscal Policy at the Zero Lower Bound without Rational Expectations*

Riccardo Bianchi-Vimercati[†] Martin Eichenbaum[‡] Joao Guerreiro[§]

February 2022

Abstract

This paper addresses the question: how sensitive is the power of fiscal policy at the ZLB to the assumption of rational expectations? We do so through the lens of a standard NK model in which people are level- k thinkers. Our analysis *weakens* the case for using government spending to stabilize the economy when the ZLB binds. The less sophisticated people are, the smaller the government-spending multiplier is. Our analysis *strengthens* the case for using tax policy to stabilize output when the ZLB is binding. The power of tax policy to stabilize the economy during the ZLB period is essentially undiminished when agents do not have rational expectations. Finally, we show that the way in which tax policy is communicated is critical to its effectiveness.

*We thank Bence Bardóczy, Lawrence Christiano, Benjamin Johannsen, Guido Lorenzoni, Pooya Molavi, Matthew Rognlie, Miguel Santana, Thomas Sargent, Pedro Teles, and Michael Woodford for helpful comments. We also thank George-Marios Angeletos, John Leahy, and Dejanir Silva for excellent discussions that helped improve the paper.

[†]Northwestern University; rbianchiv@u.northwestern.edu.

[‡]Northwestern University and NBER; eich@northwestern.edu.

[§]Northwestern University; jguerreiro@u.northwestern.edu.

1 Introduction

The *Zero Lower Bound* (ZLB) on interest rate poses a significant constraint on conventional monetary policy.¹ A large literature emphasizes that fiscal policy is particularly useful for stabilizing the aggregate economy when the ZLB binds. According to this literature, the government-spending multiplier is significantly higher than under normal circumstances, see, e.g., [Christiano et al. \(2011\)](#), [Eggertsson \(2011\)](#), and [Woodford \(2011\)](#).² In addition, appropriately designed tax policy can mimic the effect of conventional monetary policy on aggregate demand, see [Feldstein \(2003\)](#) and [Correia et al. \(2013\)](#).

Much of the modern literature on alternatives to conventional monetary policy assumes that people have rational expectations. For example, it is well known that when the ZLB is binding, forward guidance is extremely powerful in standard New Keynesian (NK) models.³ But the power of that policy is considerably diminished under reasonable deviations from rational expectations (see the literature summary below). This observation leads to the natural question: how sensitive is the power of fiscal policy at the ZLB to the assumption of rational expectations? According to our analysis, the efficacy of government spending is quite sensitive to that assumption. Moreover, under plausible assumptions, the less sophisticated people are, the smaller is the multiplier. In contrast, tax policy at the ZLB is less sensitive to deviations from rational expectations. Indeed, in our analysis, tax policy continues to be able to support the flexible-price allocation even when agents are boundedly rational and the ZLB is binding.

We reach these conclusions using a simple representative-agent NK model with sticky wages and without capital accumulation. As in [Correia et al. \(2013\)](#), we assume that there is an unanticipated shock to people's discount factor at time zero that lasts for T periods. As a result, the subjective discount rate falls below zero, driving the nominal interest rate to the ZLB.

In our benchmark model, wages are fully rigid and the price level is constant. We depart from rational expectations by assuming that people form beliefs about future endogenous variables via *level- k thinking*. Individuals understand the structure of the economy but are limited in their ability to predict the behavior of other economic agents and, as a result, the time path for the endogenous variables in the economy (e.g., aggregate output). Starting from an initial belief for the least sophisticated agents, individuals up-

¹We understand that interest rates can be negative. But there is some effective lower bound on interest rates. To facilitate comparisons with the literature we work with the ZLB, with the understanding that our key results would obtain when the effective lower interest rate is binding.

²See also the analyses in [Werning \(2011\)](#) and [Farhi and Werning \(2016\)](#).

³See [Eggertsson and Woodford \(2003\)](#) and [Werning \(2011\)](#) for analyses of the power of forward guidance in standard NK models.

date their expectations about changes in the future based on a finite reasoning process about other people's behavior, involving k iterations. We are interested in how the power of fiscal policy depends on agents' level of cognitive sophistication as indexed by k .

In Section 2, we use the benchmark model to evaluate the effects of increased government spending and time-varying consumption taxes when the ZLB is binding. Consistent with earlier work by [Woodford and Xie \(2019\)](#) and [Farhi et al. \(2020\)](#), we establish that the size of the government-spending multiplier depends on agents' level of cognitive sophistication (Proposition 1).⁴ The intuition is as follows. Despite their cognitive limitations, individuals understand that higher government spending implies increased taxes. Other things equal, this negative wealth effect leads to a decrease in consumer demand. However, higher government spending implies an increase in the demand for labor and higher labor income. The latter effect implies an increase in consumer demand. Under reasonable conditions, the less sophisticated people are, the less they take into account the positive general-equilibrium effects of higher spending. So, the negative wealth effect of higher taxes receives relatively more weight in people's decisions, leading to a larger drop in consumer demand. The net effect is that lower levels of cognitive sophistication imply lower values for the government spending multiplier.

We then turn to an analysis of tax policy at the ZLB. [Correia et al. \(2013\)](#) show that tax policy is a powerful tool for stabilizing the economy when the ZLB binds and people have rational expectations. Following these authors, we consider a policy of lowering an *ad-valorem* tax on consumption as soon as the ZLB binds and then slowly raising that tax to its pre-shock level. This policy has the effect of putting consumption "on sale" while the ZLB binds. We show that there always exists a time path for consumption taxes that completely stabilizes the economy at its pre-shock level, i.e., it supports the flexible-price allocation. In general, this policy depends on people's level of sophistication, k . However, suppose that, as in [Farhi and Werning \(2019\)](#), the least sophisticated people ($k = 1$) think aggregate output will remain at its pre-shock level. Then, the path for consumption taxes that supports the flexible-price allocation is the same regardless of how cognitively sophisticated people are.

Critically, the flexible-price allocation is the same as the pre-shock steady state of the economy. So, under the tax policy that supports this allocation, people's initial beliefs are self-confirming, i.e., they do not make any expectational errors. In this sense, the efficacy of this policy does not exploit people's lack of sophistication. Taken together

⁴As discussed in the related literature section below, [Angeletos and Lian \(2018\)](#) obtain a similar result stemming from the assumption that people do not share common information about future government actions.

these results, summarized in Proposition 2, show that tax policy is a powerful and robust way to stabilize the economy when the ZLB binds.

The basic intuition for why tax policy is robustly powerful is as follows. Suppose that the government announces a time-path for current and future tax rates. Then, people incorporate these rates into their personal consumption-savings decision and substitute consumption to dates when the tax rate is lower. This basic force is operative regardless of any general-equilibrium (GE) considerations, i.e., people do not need to calculate the GE effects of the announced tax rate to adjust their personal consumption decision to the tax rates. So, the policy boosts consumption demand and supports flexible-price allocation when the ZLB binds, even if people are very unsophisticated.

It is useful to contrast the efficacy of tax rate and interest-rate policy. In our model, changing the announced path of tax rates and interest rates affects the equilibrium in the same way. But there is one crucial difference. The ZLB constrains the class of feasible announced paths for interest rates but not the paths of tax rates. This constraint means that monetary policy can only boost consumption demand by promising to lower interest rates in the future after the ZLB is no longer binding (forward guidance). [Farhi and Werning \(2019\)](#) and [García-Schmidt and Woodford \(2019\)](#) show that the effects of such a policy can be quite sensitive to deviations from rational expectations.⁵ In contrast, fiscal policy can stimulate consumption demand by changing tax rates as soon as the ZLB binds. This flexibility means that fiscal policy can support the flexible-price allocation, an outcome that is not possible with interest rate policy (with or without rational expectations).

With bounded rationality, the way policy is communicated matters. Above, we assumed that the government announces a sequence of consumption-tax rates that will apply during the ZLB. Suppose instead that the government announces a rule according to which tax rates are set as a function of the output gap. We show that this form of communication leads to a substantial deterioration in the efficacy of tax rate policy.

To make this argument, we proceed as follows. First, we consider a rule for setting tax rates at the ZLB and calculate the corresponding sequence of tax rates that would obtain under rational expectations. Then we compute the equilibria in the level- k economy under the announced policy rule and the sequence of corresponding announced tax rates. We show that, for any k , the decline in output is larger when policy is communicated as a tax rule rather than a sequence of tax rates.

The intuition for this result is as follows. When policy is communicated as a rule, individuals must forecast the future level of output to predict what tax rates will be. When

⁵See also [Angeletos and Lian \(2018\)](#) who show that the same conclusions hold in a model with informational frictions and imperfect common knowledge.

individuals are limited in their ability to compute general-equilibrium effects, they will also be limited in their ability to forecast future tax rates. This limitation translates into a lower efficacy of tax policy in stimulating demand.

A natural question is whether our results are robust to alternative ways of modeling bounded rationality. In appendix B, we redo our analysis of the benchmark model using two alternatives to the level- k thinking approach. The first alternative is that people have *reflective expectations* as in [García-Schmidt and Woodford \(2019\)](#). The second alternative is that people display *shallow reasoning* as developed in [Angeletos and Sastry \(2020\)](#). We show that Propositions 1 and 2 continue to hold for both cases.

Recall that we assume that the price level is constant in our benchmark model. This assumption does not hold in more general versions of the NK models. In those models, the impact of government spending at the ZLB on inflation and the real interest rate plays an important role in magnifying the size of the government spending multiplier. When the ZLB is binding, increases in government spending lead to upwards pressure on prices, which lowers the real interest rate and boosts the demand for consumption. To the extent that people do not understand these equilibrium effects, the size of the government-spending multiplier should be smaller, as shown by [Angeletos and Lian \(2018\)](#) and [Farhi et al. \(2020\)](#). It is not obvious how a variable price level affects the efficacy of tax policy under bounded rationality.

To study these issues, we redo our analysis in a framework where prices and wages are not constant. Specifically, in section 3, we assume that nominal wages are set subject to Calvo-style frictions as in [Erceg et al. \(2000\)](#).⁶ Since wages are not constant, neither is the price level. We show numerically that the key results of Proposition 1 continue to hold. Turning to tax policy, we suppose that the government can impose time-varying tax rates on consumption and labor income. With this proviso, we show that the analog to Proposition 2 holds for the extended model. As in the benchmark economy, the policy that supports the flexible-price allocation does not depend on k if the least sophisticated agents expect the economy to remain in steady-state. Finally, we show through a series of numerical examples that our results regarding the advantage of communicating policy via targets rather than rules continue to hold.

In our model, Ricardian equivalence holds. We make this assumption to focus on people's limited ability to understand the general-equilibrium effects of government policy. An important question is whether our conclusions about the relative efficacy of tax and government spending depend on Ricardian equivalence. We use the extended model to

⁶Appendix D redoes the analysis of section 3 under the assumption that nominal prices, rather than nominal wages, are subject to Calvo-style frictions.

briefly discuss this issue and point out that both policies can exploit the failure of Ricardian equivalence. Our analysis suggests that the effects of government spending would be more sensitive than tax policy to the failure of Ricardian equivalence. We leave a complete analysis of the non-Ricardian case to future research.

Taken together, our results *weaken* the case for using government spending to stabilize the economy when the ZLB binds. At the same time, our results *strengthen* the case for using tax policy to stabilize output when the ZLB is binding. The power of tax policy to stabilize the economy during the ZLB period is essentially undiminished when agents do not have rational expectations.

Supporting empirical evidence There is a vast empirical literature on quantifying deviations from standard notions of rationality. Of direct relevance is experiment-based evidence on the level of people’s sophistication. Crawford et al. (2013) review this literature and argue that the experimental evidence is consistent with the distribution of cognitive levels being very concentrated at low levels of k . For example, Camerer et al. (2004) concludes that a substantial fraction of people are well characterized as having levels of k between 0 and 2 and that the median level k is between 1–2.⁷ In our model, these levels of k generate very different behavior than rational expectations. In a non-experimental setting, Iovino and Sergeyev (2018) estimate the sophistication level of professional forecasters by looking at survey data about mortgage rates and their response to quantitative easing. They find that 86 percent of forecasters in their data are level-1 thinkers.

There is a large literature that characterizes people’s expectations of macro variables based on survey evidence, see, e.g., Coibion and Gorodnichenko (2015), Bordalo et al. (2012), and Angeletos et al. (2021). A key conclusion from this literature is that on average people’s beliefs about macroeconomic aggregates like inflation and real GDP growth tend to under react to changes in macro fundamentals relative to the rational expectations benchmark. Our model is consistent with this finding.

Our conclusions about the efficacy of tax policy receive strong support from recent empirical work. D’Acunto et al. (2020) estimate the impact of forward guidance and consumption tax policies on household inflation expectations and spending. They show that forward guidance policies had little effect on household expectations and behavior. However, consumption tax policies like those that we describe are effective at raising household spending. These empirical results are consistent with our conclusion that tax policy can be a powerful stabilization tool, even if people are not as sophisticated as in the rational expectations paradigm. Bachmann et al. (2021) provide strong evidence on

⁷See also Stahl and Wilson (1995), Ho et al. (1998), Bosch-Domenech et al. (2002), among others.

the efficacy of a temporary VAT cut in Germany when the ZLB was binding. They find that (1) most households were aware of the policy change and (2) that people with different degrees of financial literacy responded in roughly the same way to the tax cut. On this basis, they conclude that the tax cut successfully stimulated aggregate consumption spending because of its simplicity and salience.

Related theoretical literature This paper belongs to a growing literature that studies the implications of deviations from rational expectations for the effectiveness of macroeconomic policy. The form of bounded rationality that we consider is based on level- k thinking models originally studied by Nagel (1995) and Stahl and Wilson (1995). Farhi and Werning (2019) use this approach to study how deviations from rational expectations impact the efficacy of forward guidance. García-Schmidt and Woodford (2019) develop a closely related form of deviation from rational expectations, which they refer to as reflective expectations. They apply this form of expectations to study the impact of forward guidance and interest rate pegs on economic activity. Under both level- k thinking and reflective expectations, individuals have a limited ability to understand the general-equilibrium consequences of monetary policy.⁸ García-Schmidt and Woodford (2019) and Farhi and Werning (2019) show that this effect limits the power of forward guidance and mitigates some anomalous implications of this policy under rational expectations.⁹ Iovino and Sergeyev (2018) apply level- k thinking and reflective expectations to analyze the effects of quantitative easing.

Angeletos and Lian (2017) initially developed the idea that the lack of common knowledge attenuates general-equilibrium effects. Angeletos and Lian (2018) study a rational-expectations environment in which people do not have common knowledge about the relevant news. They show that the absence of common knowledge dampens the general-equilibrium effects of news and the size of the government spending multiplier. We obtain a similar result about government spending when people have complete information about the shocks, but are limited in their ability to forecast the GE consequences of policies. While the mechanism is different, this limitation attenuates the general-equilibrium effects of those shocks as in Angeletos and Lian (2018).

⁸Similar ideas are captured by the *calculation equilibrium* and *internal rationality* approach to bounded rationality discussed in Evans and Ramey (1992) and Adam and Marcet (2011), respectively.

⁹Similar results are derived in Woodford (2018) in a model in which individuals can only make contingent plans up to a finite number of future periods, i.e., they have *limited foresight*, Gabaix (2020) in a model in which individuals are inattentive to the interest rate, Angeletos and Lian (2018) in a model with informational frictions and imperfect common knowledge, and in Wiederholt (2015) in a model with sticky expectations.

Woodford and Xie (2019) and Farhi et al. (2020) analyzed the consequences of bounded rationality for the size of fiscal multipliers. Following the approach developed by Woodford (2018), Woodford and Xie (2019) assumes that individuals can only plan for a finite number of periods but are fully rational within the planning horizon. They show that this behavioral bias may limit the size of the government-spending multiplier at the ZLB because the stimulus effect of future government spending on current output is zero if it occurs after the relevant planning horizon. Instead, we work with a model in which individuals have an infinite planning horizon but have a limited capacity to understand the GE effects of different policies.

Our analysis is closest to Farhi et al. (2020), who also assume that individuals are level- k thinkers. Their main focus is on the *fiscal-multiplier puzzle* discussed in Farhi and Werning (2016), who note that, in standard representative-agent NK economies, the government-spending multiplier grow explosively as government spending is back-loaded. At the heart of this result is that back-loaded spending generates more inflation, which lowers the real interest rate when the ZLB is binding. Farhi et al. (2020) examine the fiscal multiplier puzzle in both representative-agent and heterogeneous agents NK models with level- k thinking. They show that the government-spending multiplier is generally lower, the lower is the level of cognitive sophistication in the economy and that models with level- k thinking do not exhibit the fiscal-multiplier puzzle.

An important distinction between our paper and the literature just cited is that we study how deviations from rational expectations affect the efficacy of tax policy versus government spending when the ZLB is binding. In addition, we analyze how communication affects the power of tax policy at the ZLB.

Angeletos and Sastry (2020) analyze the implications of policy communication when agents have a particular form of bounded rationality. They analyze whether policy communication should focus on instruments (interest rates) or targets (unemployment). They show that the answer to this question depends on the relative importance of partial versus general-equilibrium effects of a given policy. Their substantive application is forward guidance, while we focus on tax policy. In addition, we look at rules versus instrument settings rather than their main focus of instruments versus targets.

Because our model features a continuum of identical households and Ricardian equivalence, there is no role for countercyclical fiscal transfers, e.g., unemployment benefits. McKay and Reis (2016, Forthcoming) and Kekre (2021) study the role of tax and transfer programs in stimulating demand in heterogeneous-agent incomplete markets economies with rational expectations. Woodford and Xie (2020) shows that uniform lump-sum transfers can be a powerful stabilization tool in a model in which Ricardian equivalence fails

due to bounded rationality.¹⁰ Because our analysis focuses on people’s limited ability to understand the general-equilibrium effects of government policy, we abstract from the failure of Ricardian equivalence.

The paper is organized as follows. Section 2 describes our benchmark NK model with level- k thinking. Section 2.1 analyzes the effects of government spending and the implications of bounded rationality for the government spending multiplier in the benchmark model. Section 2.2 presents our results on consumption-tax policy in the benchmark model. Section 3 considers the extended model with time-varying wages and prices. Finally, section 4 contains concluding remarks. The proofs for all propositions are contained in the appendix.

2 A benchmark model

In this section, we describe our benchmark model. Sections 2.1 and 2.2 analyze the effect of government spending and tax policy, respectively.

Consider a simple NK economy with fully rigid wages. Without loss of generality, we normalize nominal wages to one, $W_t = 1$. There is a continuum of identical households, each of which has preferences over sequences of consumption, C_t , and labor, N_t , are given by:

$$\sum_{t=0}^{\infty} \beta^t \tilde{\zeta}_t [u(C_t) - v(N_t)], \quad (2.1)$$

where $u(C) = C^{1-\sigma^{-1}} / (1 - \sigma^{-1})$ and $v(N) = N^{1+\varphi} / (1 + \varphi)$. As in Correia et al. (2013), we assume that the steady state subjective discount factor $\beta \in (0, 1)$ is perturbed by a *discount-factor shock*:

$$\tilde{\zeta}_t = e^{-\chi(T-t)}, \quad (2.2)$$

for $t = 0, 1, \dots, T$ and $\tilde{\zeta}_t = 1$ for $t \geq T$. This assumption implies that the household’s subjective discount rate between periods t and $t + 1$ is

$$\log \frac{\tilde{\zeta}_t}{\beta \tilde{\zeta}_{t+1}} = \rho - \chi, \quad t \leq T - 1,$$

where $\rho \equiv \log \beta^{-1}$. We assume that the shock satisfies $\chi > \rho$, so that the subjective discount rate is negative for $t \leq T - 1$.

¹⁰Wolf (2021) also considers a general model in which Ricardian Equivalence fails and shows that aggregate allocations that are implementable with interest rate policy can be equivalently implemented with uniform cash transfers.

For simplicity, we assume that the production function is linear in labor, $Y_t = N_t$. The goods market clearing condition is

$$C_t + G_t = Y_t, \quad (2.3)$$

where G_t denotes government spending. Our baseline specification, assumes that government spending is zero, $G_t = 0$.

In this simple economy, the first-best (flexible-price) allocation is

$$Y_t = C_t = N_t = 1.$$

Note that the discount-rate shock does not affect aggregate consumption or production in this allocation. However, implementing this allocation requires a negative real interest rate. So that allocation cannot be achieved using only conventional monetary policy.

Firms Firms are perfectly competitive and maximize profits. An interior solution for the firms' problem requires that $W_t = P_t$. Because wages are fully rigid, there is no inflation:

$$\frac{P_{t+1}}{P_t} = \frac{W_{t+1}}{W_t} = 1. \quad (2.4)$$

Monetary and fiscal policies The monetary authority controls the nominal interest rate, R_t . During $t \leq T - 1$ the nominal interest rate is at the ZLB,

$$R_t = 1, \quad (2.5)$$

and then goes back to its pre-shock level: $R_t = \beta^{-1}$ for $t = T, T + 1, \dots$

The fiscal authority sets government spending G_t , consumption taxes τ_t^c , and lump-sum taxes T_t . The government's intertemporal budget constraint is given by:

$$\sum_{s=0}^{\infty} Q_{t,t+s} G_{t+s} + R_{t-1} B_t = \sum_{s=0}^{\infty} Q_{t,t+s} [\tau_{t+s}^c C_{t+s} + T_{t+s}], \quad \forall t \geq 0. \quad (2.6)$$

Here $Q_{t,t+s}$ is the discount factor between t and $t + s$,

$$Q_{t,t+s} \equiv \prod_{m=t}^{t+s-1} R_m^{-1}$$

for $s \geq 1$, $Q_{t,t} \equiv 1$.

Households and expectations The household has perfect foresight regarding exogenous variables so that it correctly anticipates the path for the discount rate shock, ζ_t . For now, we assume that the government announces sequences of nominal interest rates, R_t , government spending, G_t , and consumption taxes, τ_t^c . The fact that the household correctly anticipates the path for these policy variables is consistent with the idea that they see and understand policy announcements.¹¹ However, the household is limited in its ability to fully predict the equilibrium changes that occur due to these policies. We denote by Y_t^e and T_t^e the household's beliefs about the time t values of output and lump-sum taxes, respectively. There is no uncertainty in this economy so these beliefs do not correspond to expectations over possible realizations of Y_t and T_t . Instead, they are what households think those variables will be with probability one.

Our goal is to transparently highlight the consequences of failures in predicting the general-equilibrium implications of fiscal policies for their effectiveness. We isolate this particular form of bounded rational behavior from other potential sources of non-rational expectations. So, we assume that given their beliefs for output, the household's expectations for lump-sum taxes are consistent with the government's intertemporal budget. Formally, we assume that household beliefs for T_t^e satisfy:

$$\sum_{s \geq 0} Q_{t,t+s} T_{t+s}^e = \sum_{s \geq 0} Q_{t,t+s} [G_{t+s} - \tau_{t+s}^c (Y_{t+s}^e - G_{t+s})] + R_{t-1} B_t. \quad (2.7)$$

This expression implies that Ricardian equivalence holds in our model.¹²

The household enters period t with financial assets B_t earning the interest rate R_{t-1} . As in [Farhi and Werning \(2019\)](#), we assume that the household knows its contemporaneous income Y_t and taxes T_t .¹³ When solving its dynamic consumption-savings problem, the household maximizes its perceived utility which is evaluated based on today's consumption, C_t , and on its plans for future consumption \tilde{C}_{t+s} for $s = 1, 2, \dots$. To the extent that the household makes mistakes in predicting its future disposable income, actual consumption will deviate from planned consumption.

¹¹[Bachmann et al. \(2021\)](#) study an unexpected and temporary VAT cut in Germany that occurred in the second half of 2020. They find that most households were aware of the tax cut, which supports our assumptions.

¹²[Iovino and Sergeyev \(2018\)](#) analyze the impact of central bank balance sheet policy on the economy. They do so assuming that people are level- k thinkers who do not fully understand the intertemporal nature of the government's budget constraint. So in their model economy Ricardian equivalence does not hold.

¹³Our results go through if we assume that the household does not see contemporaneous Y_t and C_t .

The household solves the problem:

$$\max_{\tilde{C}_{t+s}} \sum_{s \geq 0} \beta^s \xi_{t+s} \frac{\tilde{C}_{t+s}^{1-\sigma^{-1}}}{1-\sigma^{-1}}, \quad \text{subject to}$$

$$\sum_{s \geq 0} Q_{t,t+s} (1 + \tau_{t+s}^c) \tilde{C}_{t+s} = \sum_{s \geq 0} Q_{t,t+s} [Y_{t+s}^e - T_{t+s}^e] + R_{t-1} B_t.$$

Since wages are rigid, equilibrium output and labor are demand determined. The solution to the household's problem implies that C_t satisfies

$$C_t = \frac{Y_t - T_t + \sum_{s \geq 1} Q_{t,t+s} [Y_{t+s}^e - T_{t+s}^e] + R_{t-1} B_t}{(1 + \tau_t^c) \left[1 + \sum_{s \geq 1} \left(\beta^s \frac{\xi_{t+s}}{\xi_t} \right)^\sigma \left[Q_{t,t+s} \frac{1 + \tau_{t+s}^c}{1 + \tau_t^c} \right]^{1-\sigma} \right]}.$$

Replacing the present value of lump-sum taxes using equation (2.7), we obtain:

$$C_t = \frac{(Y_t - G_t) + \sum_{s \geq 1} Q_{t,t+s} \frac{1 + \tau_{t+s}^c}{1 + \tau_t^c} [Y_{t+s}^e - G_{t+s}]}{1 + \sum_{s \geq 1} \left(\beta^s \frac{\xi_{t+s}}{\xi_t} \right)^\sigma \left[Q_{t,t+s} \frac{1 + \tau_{t+s}^c}{1 + \tau_t^c} \right]^{1-\sigma}}. \quad (2.8)$$

Temporary and rational-expectations equilibria We start by defining a *temporary equilibrium*. Because this general equilibrium concept does not impose any restrictions on agents' expectations, it serves as a good starting point for our analysis. Formally, for given beliefs $\{Y_t^e\}$, a temporary equilibrium is a sequence of allocations that satisfy private optimality for households and firms and the budget constraint of the government. In addition, markets clear. Using equation (2.8) and imposing market clearing $Y_t = C_t + G_t$, the temporary equilibrium output is given by

$$Y_t = \mathcal{Y}_t \left(\{Y_{t+s}^e\}_{s \geq 1} \right) = G_t + \frac{\sum_{s \geq 1} Q_{t,t+s} \frac{1 + \tau_{t+s}^c}{1 + \tau_t^c} [Y_{t+s}^e - G_{t+s}]}{\sum_{s \geq 1} \left(\beta^s \frac{\xi_{t+s}}{\xi_t} \right)^\sigma \left[Q_{t,t+s} \frac{1 + \tau_{t+s}^c}{1 + \tau_t^c} \right]^{1-\sigma}}, \quad (2.9)$$

for all t .

A *rational-expectations equilibrium* is a temporary equilibrium in which expectations are consistent with the equilibrium path for these variables: $Y_t^e = Y_t$. The RE equilibrium, Y_t^* , solves the fixed-point problem

$$Y_t^* = \mathcal{Y}_t \left(\{Y_{t+s}^*\}_{s \geq 1} \right),$$

for all t .

Level- k equilibria We now describe the concept of a level- k equilibrium for our model economy. Let Y_t^k denote the time- t output level in an economy where all agents are level k . Also, $Y_t^{e,k}$ denotes the household's beliefs about output.

To compute the level- k equilibrium, we must ascribe to people views about the level- $(k - 1)$ equilibrium is. The recursion takes as given what people in a level-1 economy would believe (see [Farhi and Werning 2019](#)). We denote these beliefs by $\{Y_t^{e,1}\}$. For convenience, we refer to these beliefs as belonging to level-1 people, understanding that such people don't exist in a level $k \geq 2$ economy. These beliefs are essentially free parameters. For example, one could assume that level-1 people believe that output will stay at its pre-shock level, i.e., $Y_t^{e,1} = 1$. This assumption is consistent with the approach in [Farhi and Werning \(2019\)](#). It captures the intuitive idea that level-1 people don't take into account how the shocks and policy will affect the future state of the economy.

Given these beliefs, a level-1 equilibrium is given by

$$Y_t^1 = \mathcal{Y}_t \left(\left\{ Y_{t+s}^{e,1} \right\}_{s \geq 1} \right).$$

In the standard level- k thinking model, individuals believe that all other agents are exactly one level below them in terms of cognitive ability. So level-2 people believe the economy is entirely populated by level-1 people. Moreover, level-2 people can calculate the market equilibrium in an economy populated entirely by level-1 people. So, level-2 people think that equilibrium output is given by $Y_t^{e,2} = Y_t^1$. The level-2 equilibrium is therefore given by

$$Y_t^2 = \mathcal{Y}_t \left(\left\{ Y_{t+s}^{e,2} \right\}_{s \geq 1} \right) = \mathcal{Y}_t \left(\left\{ Y_{t+s}^1 \right\}_{s \geq 1} \right).$$

Level-3 thinkers can work through the reasoning process of both level-1 and level-2 individuals. So they think that equilibrium output is given by $Y_t^{e,3} = Y_t^2$. The level-3 equilibrium is given by

$$Y_t^3 = \mathcal{Y}_t \left(\left\{ Y_{t+s}^2 \right\}_{s \geq 1} \right).$$

More generally, level- k people think that equilibrium output is given by $Y_t^{e,k} = Y_t^{k-1}$ so that level- k equilibrium is

$$Y_t^k = \mathcal{Y}_t \left(\left\{ Y_{t+s}^{k-1} \right\}_{s \geq 1} \right). \quad (2.10)$$

Note that, in this model, people do not update expectations over time. This property

is a well-known shortcoming of the level- k approach to modeling bounded rationality. See, for example, [Farhi and Werning \(2019\)](#) and [García-Schmidt and Woodford \(2019\)](#). Like these authors, we think of our model as appropriate for analyzing people's behavior in the wake of rare or unprecedented events. Our propositions derive results for the full dynamic path of our model economy. We understand that the more time people spend in a new environment, like a binding ZLB episode, the more likely they will begin to learn about the equilibrium mapping from shocks and policies to economy-wide variables. But, as long as people do not learn about that mapping instantly, they are likely to underplay the importance of general-equilibrium effects. Because this feature is the crucial one underlying our results, the qualitative insights of our analysis would continue to hold even if beliefs were updated over time.

2.1 Government spending multipliers

This section assumes that consumption taxes are kept at their steady-state level $\tau_t^c = \tau^c$ for all periods and consider an increase in government spending, ΔG_t , during the ZLB periods, i.e., for $t \leq T - 1$.

Rational expectations In this model, the monetary authority pegs the real interest rate. It is widely understood that, under such a policy, there are multiple equilibria in the standard rational expectations NK model. As in [Farhi and Werning \(2019\)](#), we focus on rational expectations equilibria for which $Y_t \rightarrow 1$ as $t \rightarrow \infty$, i.e., the equilibrium converges to the pre-shock steady state. The household's Euler equation then implies that

$$C_t = C_{t+1} = C_{t+2} = \lim_{s \rightarrow \infty} C_{t+s} = 1$$

for all $t \geq T$.

During the ZLB period, the real interest rate is higher than the subjective discount rate. So consumption is lower than in the pre-shock steady-state:

$$C_t = (\beta e^\chi)^{-\sigma} C_{t+1} = \dots = e^{-\sigma(T-t)(\chi-\rho)}. \quad (2.11)$$

Here, $\rho \equiv -\log(\beta)$. The rational expectation equilibrium level of output is given by

$$Y_t^* = G_t + e^{-\sigma(T-t)(\chi-\rho)}.$$

Consistent with [Bilbiie \(2011\)](#) and [Woodford \(2011\)](#), equation (2.11) implies that government spending does not affect consumption in the rational expectations equilibrium. So,

the government-spending multiplier is exactly equal to one

$$\frac{\Delta Y_t^*}{\Delta G_t} = 1, \quad (2.12)$$

where ΔY_t denotes the difference in output relative to the output level in the equilibrium without government spending.

Note that in this simple model, the multiplier does not depend on the path of government spending. As it turns out, this result depends on the assumption of rational expectations.¹⁴ To show this formally, we now turn to the temporary equilibrium.

With bounded rationality Relation (2.9) implies that the temporary equilibrium is given by

$$\mathcal{Y}_t(\{Y_{t+s}^e\}) = G_t + \frac{\sum_{s \geq 1} Q_{t,t+s} [Y_{t+s}^e - G_{t+s}]}{\sum_{s \geq 1} \left(\beta^s \frac{\xi_{t+s}}{\xi_t}\right)^\sigma Q_{t,t+s}^{1-\sigma}}.$$

It seems natural to assume that level-1 people believe the economy goes back to its steady-state after the shock reverts to its pre-shock value, i.e., $Y_t^{e,1} = 1$ for $t \geq T$. This assumption implies that Y_t is equal to its steady-state level for $t \geq T$. It follows that $Y_t^{e,k} = 1$ for all k and $t \geq T$. So we can write the equilibrium level of output for $t \leq T - 1$ as follows

$$Y_t = G_t + \Omega_t \left\{ \sum_{s=1}^{T-t-1} [Y_{t+s}^e - G_{t+s}] + \frac{1}{1-\beta} \right\},$$

where $\Omega_t \equiv \left[e^{\sigma(\chi-\rho)} \left[\frac{1-e^{\sigma(\chi-\rho)(T-t-1)}}{1-e^{\sigma(\chi-\rho)}} + \frac{e^{\sigma(\chi-\rho)(T-t-1)}}{1-\beta} \right] \right]^{-1} \in (0, 1]$.

Lemma 1. *In a temporary equilibrium, the government spending multiplier is given by*

$$\frac{\Delta Y_t}{\Delta G_t} = 1 + \Omega_t \sum_{s=1}^{T-t-1} \left[\frac{\Delta Y_{t+s}^e}{\Delta G_{t+s}} - 1 \right] \frac{\Delta G_{t+s}}{\Delta G_t}. \quad (2.13)$$

Note that in a temporary equilibrium, the time t government spending multiplier depends on people's beliefs regarding future income. Recall that this dependency is not a feature of the rational expectations equilibrium for our simple model.

The intuition about how beliefs about future government spending affect the time t

¹⁴The multiplier would not be independent of the path of G_t in more general versions of the NK model or a neo-classical growth model with savings, flexible hours worked and/or time-varying prices.

multiplier is as follows. First, if expectations for future incomes do not change with the policy ($\Delta Y_{t+s}^e = 0$) then the effect of future spending on current output is negative,

$$-\Omega_t \sum_{s=1}^{T-t-1} \frac{\Delta G_{t+s}}{\Delta G_t}.$$

We refer to this effect as the *partial-equilibrium effect* of government spending: higher taxes associated with higher current and future expenditures lead to a negative wealth effect that causes people to reduce consumption.

The *general-equilibrium effect* of government spending is given by

$$\Omega_t \sum_{s=1}^{T-t-1} \frac{\Delta Y_{t+s}^e}{\Delta G_{t+s}} \frac{\Delta G_{t+s}}{\Delta G_t}. \quad (2.14)$$

Higher future spending leads people to believe that their future incomes will be higher. The associated positive wealth effect leads to an increase in current consumption. Other things equal, this increase leads to a rise in actual current output. The fact that the government spending multiplier is one under rational expectations reflects that the partial and general-equilibrium effects exactly offset each other in this model.

We now consider the level- k economy and show that, under plausible conditions, the less sophisticated people are, the less they take GE effects into account. This effect leads to a lower government spending multiplier.

For now, assume that level-1 people believe that aggregate output does not change in response to higher government spending, $\Delta Y_t^{e,1} / \Delta G_t = 0$ (below we relax this assumption). Then the government spending multiplier in a level-1 equilibrium is given by:

$$\frac{\Delta Y_t^1}{\Delta G_t} = 1 - \Omega_t \sum_{s=1}^{T-t-1} \frac{\Delta G_{t+s}}{\Delta G_t}.$$

The previous formula shows that the multiplier, $\Delta Y_t^1 / \Delta G_t$, is less than one because level-1 agents only consider the partial-equilibrium effect of a change in government spending. In this case, level-1 people believe that their labor income will not be affected by higher spending but correctly anticipate that higher spending leads to higher taxes. So they think that their after-tax permanent income will fall. As a result, level-1 people react to the fiscal policy announcement by cutting back their consumption, leading to a lower spending multiplier.

More generally, the government spending multiplier for a level- k economy can be

computed using the recursive equation:

$$\frac{\Delta Y_t^k}{\Delta G_t} = 1 + \Omega_t \sum_{s=1}^{T-t-1} \left[\frac{\Delta Y_{t+s}^{k-1}}{\Delta G_{t+s}} - 1 \right] \frac{\Delta G_{t+s}}{\Delta G_t}, \quad t = 0, 1, \dots, T-1, \quad (2.15)$$

where $\Delta Y_{t+s}^{k-1}/\Delta G_{t+s} = \Delta Y_{t+s}^{e,k}/\Delta G_{t+s}$ denotes the household's belief about future government spending multipliers. Note that if $\Delta Y_{t+s}^{k-1}/\Delta G_{t+s} \leq 1$ for all t and s , then $\Delta Y_t^k/\Delta G_t \leq 1$ for all t . It follows that if level-1 people do not expect their incomes to change, then the government spending multiplier for a level- k economy is always lower than the multiplier under rational expectations.

Furthermore, suppose that $\Delta Y_t^1/\Delta G_t > 0$ for all t , i.e., $1 - \Omega_t \sum_{s=1}^{T-t-1} \Delta G_{t+s}/\Delta G_t > 0$, then the spending multiplier in a level-2 economy is strictly higher than the multiplier in a level-1 economy:

$$\frac{\Delta Y_t^2}{\Delta G_t} = 1 + \Omega_t \sum_{s=1}^{T-t-1} \left[\frac{\Delta Y_{t+s}^1}{\Delta G_{t+s}} - 1 \right] \frac{\Delta G_{t+s}}{\Delta G_t} > 1 - \Omega_t \sum_{s=1}^{T-t-1} \frac{\Delta G_{t+s}}{\Delta G_t} = \frac{\Delta Y_t^1}{\Delta G_t}.$$

More generally, as long as $\Delta Y_{t+s}^{k-1}/\Delta G_{t+s} \geq \Delta Y_{t+s}^{k-2}/\Delta G_{t+s}$ for all t , then (2.15) implies that $\Delta Y_{t+s}^k/\Delta G_{t+s} \geq \Delta Y_{t+s}^{k-1}/\Delta G_{t+s}$. It follows that the level- k multiplier increases with cognitive ability k . Intuitively, the higher is k , the more people understand the general-equilibrium consequences of spending policy, and the lower is the contraction in consumption demand. So the larger is the spending multiplier.

In the discussion above, we assumed that level-1 individuals believe that their labor incomes and GDP are unaffected by the change in spending policy. To generalize the results above, suppose now that level-1 people think that $\Delta Y_t^{e,1}/\Delta G_t = \eta$ for all t and $0 \leq \eta \leq 1$. A value of $\eta > 0$ corresponds to the assumption that level-1 people expect aggregate output will rise in response to higher government spending. A value of $\eta = 1$ corresponds to people's beliefs in the rational expectations equilibrium.

Proposition 1. *Suppose that $\Delta Y_t^{e,1}/\Delta G_t = \eta$ for all $t \leq T-1$.*

1. *If $0 \leq \eta < 1$, then the level- k government spending multiplier is lower than one, i.e., $\Delta Y_t^k/\Delta G_t \leq 1$ for all t . Furthermore, if $1 - \Omega_t \sum_{s=1}^{T-t-1} \frac{\Delta G_{t+s}}{\Delta G_t} \geq 0$ for all t , then the government spending multiplier is increasing in k .*
2. *If $\eta = 1$, then the level- k government spending multiplier is exactly one for all k , i.e., $\Delta Y_t^k/\Delta G_t = 1$ for all t .*

According to this Proposition, the more sophisticated people are (higher k), the higher is the value of the multiplier. For finite k and $\eta < 1$, the government spending multiplier

is lower than under rational expectations. When $\eta = 0$, level-1 people believe that pre-tax labor income is unaffected by government spending. In this case, the multiplier is at its lowest. When $\eta = 1$, level-1 people believe that their *after-tax* income is unaffected by government spending, i.e., changes in government spending map one-to-one to changes in *pre-tax* income. In this case, the government spending multiplier is unaffected by the level of cognitive reasoning k . This result follows trivially from the fact that level-1 individuals expect the multiplier to be the same as in the rational expectations equilibrium.

With $\Delta Y_t^{e,1} / \Delta G_t = \eta$, the GE effect in the government spending multiplier, (2.14) is given by

$$\eta \Omega_t \sum_{s=1}^{T-t-1} \frac{\Delta G_{t+s}}{\Delta G_t}.$$

It follows from the Proposition that the multiplier is increasing in η because the GE effect of an increase in government spending is larger.

Note that η could be larger than 1, i.e., people believe their after-tax income will rise due to increased government spending. In this case, the multiplier is larger than one. In effect, the increase in government spending acts as a large, direct, exogenous increase in expectations about future income. This effect leads to a rise in current aggregate demand and output. We do not pursue this case because it seems inconsistent with the view that with bounded rationality, people place less emphasis on general-equilibrium effects than when they have rational expectations.

Recall that, based on survey evidence, authors like [Coibion and Gorodnichenko \(2015\)](#), [Bordalo et al. \(2012\)](#), and [Angeletos et al. \(2021\)](#) find that, on average, people's beliefs about macroeconomic aggregates like inflation and real GDP growth tend to *underreact* to changes in macro fundamentals relative to the rational expectations benchmark. These findings support the notion that η is a relatively small number, strictly less than one.

In sum, proposition 1 shows that when $0 \leq \eta < 1$, departing from rational expectations by introducing level- k thinking implies a decline in the size of the government spending multiplier. As discussed above, all households internalize the effects of higher taxes associated with higher government spending. However, understanding the expansionary impact of government spending requires that people compute how, in equilibrium, higher government spending leads to higher labor income. The less sophisticated people are, the less weight they give to the expansionary effect, the lower their expected future disposable income and the lower their current consumption is. In this way, lower levels of sophistication lead to lower values of government spending multipliers.

2.2 Consumption-tax policy

This section discusses the efficacy of consumption-tax policy when the ZLB is binding. Following [Correia et al. \(2013\)](#), we show that consumption-tax policy can implement the flexible-price allocation under rational expectations. We then evaluate the efficacy of consumption-tax policy under level- k thinking and show that there always exists a policy that supports that allocation. Moreover, under plausible assumptions, that policy does not depend on the value of k and its success does not depend on people making systematic errors in their beliefs about economy-wide variables.

Assume that government spending does not respond to the discount rate shock so that G_t remains at its steady-state value of zero. Consumption taxes change during the ZLB period and converge back to their pre-shock level, τ^c , once the economy exits the ZLB ($t = T$).

Rational expectations With time-varying consumption taxes, the household's Euler equation for $t \leq T - 1$ can be written as as

$$Y_t = Y_{t+1} \left(\beta \frac{\bar{\zeta}_{t+1}}{\bar{\zeta}_t} R_t \frac{1 + \tau_t^c}{1 + \tau_{t+1}^c} \right)^{-\sigma}$$

where we have set $C_t = Y_t$. This expression makes clear that the relevant relative price of consumption at time t versus time $t + 1$ is the real interest rate times the ratio of consumption taxes, $R_t (1 + \tau_t^c) / (1 + \tau_{t+1}^c)$.

We write this Euler equation in log terms,

$$y_t = y_{t+1} - \sigma \left(r_t + \log \left(\frac{1 + \tau_t^c}{1 + \tau_{t+1}^c} \right) - (\rho - \chi) \right), \quad (2.16)$$

where $r_t = \log R_t = 0$. Note that, for $t \geq T$, the real interest rate returns to its pre-shock level, $r_t = \rho$, and $y_t = 0$ (or $Y_t = 1$).

Suppose that, at time 0, the government announces that taxes will follow the path $\tau_t^c = \tau_t^{c,*}$, where

$$\tau_t^{c,*} = (1 + \tau^c) e^{-(T-t)(\chi - \rho)} - 1 \quad (2.17)$$

for $t \leq T$. With this specification, the consumption tax falls at time 0 and then slowly

converges back to its pre-shock value. Also, note that:

$$\log \left(\frac{1 + \tau_t^{c,*}}{1 + \tau_{t+1}^{c,*}} \right) = \rho - \chi.$$

Under this assumption, the relative price of consumption is equal to the subjective discount rate even if the nominal interest rate is at the ZLB.

Equation (2.16) implies that under this policy $y_t = y_{t+1}$ for all t . Since $y_t \rightarrow 0$ in the limit, it follows that this tax policy implements the flexible-price allocation, i.e., $y_t^* = 0$ for all t . The conclusion that tax policy can effectively circumvent the ZLB and achieve the flexible-price allocation is the key result in [Correia et al. \(2013\)](#).¹⁵ We assumed that the government has access to lump-sum taxes. However, [Correia et al. \(2013\)](#) show that even if lump-sum taxes are unavailable, consumption taxes can still be used to fully offset the ZLB restriction and support the flexible-price allocation.

As emphasized by [Correia et al. \(2013\)](#), consumption taxes affect the relative price of leisure. So, in general, the government must change labor income taxes to compensate for the effects of changes in consumption taxes on labor supply. In our simple model, hours worked are demand determined so that labor-income taxes are equivalent to lump-sum taxes. We return to this point in section 3.

Bounded rationality Suppose that the government announces a path for consumption taxes, τ_t^c , such that taxes go back to their pre-shock level as soon as the economy exits the ZLB, i.e., $\tau_t^c = \tau^c$ for $t \geq T$. In addition, suppose that everyone expects the economy to return to its pre-shock steady state once the ZLB is no longer binding. Then the temporary equilibrium level of output is given by:

$$Y_t = \left(\frac{1 + \tau^c}{1 + \tau_t^c} \right)^\sigma \frac{(1 - \beta) \sum_{s=1}^{T-t-1} \left(\frac{1 + \tau_{t+s}^c}{1 + \tau^c} \right) Y_{t+s}^e + 1}{(1 - \beta) \sum_{s=1}^{T-t-1} e^{\sigma(\chi - \rho)s} \left[\frac{1 + \tau_{t+s}^c}{1 + \tau^c} \right]^{1 - \sigma} + e^{(T-t)\sigma(\chi - \rho)}}. \quad (2.18)$$

Equation (2.18) highlights the effect of time-varying consumption taxes on consumption and equilibrium output. For $t = T - 1$, we can write this equation as

$$Y_{T-1} = \left(\frac{1 + \tau^c}{1 + \tau_{T-1}^c} \right)^\sigma e^{-\sigma(\chi - \rho)}.$$

¹⁵In a more general setting, [Correia et al. \(2008\)](#) show that fiscal policy can be used to neutralize the effects of price stickiness in standard NK models.

This expression makes clear that setting $\tau_{T-1}^c = (1 + \tau^c) e^{-(\chi-\rho)} - 1$ implements $Y_{T-1} = 1$.

It follows directly from (2.18) that, for given beliefs Y_t^e , there always exists an appropriate choice of τ_t^c for which $Y_t = 1$ for all t . However, in models of belief revision like level- k thinking, beliefs are endogenous to the policy that is implemented. Still, Proposition 2 shows that for every level of cognitive ability k , there is an appropriately chosen path for consumption taxes that implements flexible-price allocation. As agents become more sophisticated, this policy approaches the rational expectations optimal policy, $\tau_t^{c,*}$. In general, the path of consumption taxes which implements the flexible-price allocation depends on k . However, if the expectations of unsophisticated agents about aggregate output are anchored at the initial steady state, then the policy that achieves full stabilization is the same regardless of k . Moreover, that policy coincides with the optimal policy under rational expectations.

Proposition 2. *Suppose that level-1 people believe that the economy goes back to steady state after the ZLB period, i.e., $Y_t^{e,1} = 1$ for $t \geq T$.*

1. *For each k , there exists a policy announcement $\{\tau_t^{c,k}\}$ which implements the flexible-price allocation.*
2. *Suppose that $Y_t^{e,1} = 1$ for all $t \geq 0$, then the policy announcement $\{\tau_t^{c,*}\}$ implements the flexible-price allocation for all k .*

In the appendix, we prove the first result in the Proposition. Specifically, we show how to construct the path for consumption taxes that implements the flexible-price allocation for a given level of cognitive sophistication. In general, this policy is a function of k , which means that its correct design would require the government to know the people's cognitive sophistication.

A simple proof of the second result in the Proposition is as follows. Recall that under the tax policy $\{\tau_t^{c,*}\}$, the rational expectations equilibrium is $Y_t^* = 1$. By definition, this equilibrium is a fixed point of the temporary equilibrium relation (2.18). Suppose level-1 individuals expect the aggregate output to remain at its steady-state level. In that case, they will adjust their behavior so that it is the same equilibrium outcome, i.e., $Y_t^1 = 1$. Since level-2 individuals believe that the equilibrium is $Y_t^{e,2} = Y_t^1 = 1$, then the level-2 equilibrium is the same as the level-1 equilibrium. The same logic applies for any k . We conclude that the belief $Y_t^{e,1} = 1$ is self-confirming under the proposed tax policy. It immediately follows that the proposed tax policy does not rely on people making mistakes. On the contrary, the tax policy leads to an equilibrium in which people's beliefs coincide with actual outcomes.

It is useful to contrast the efficacy of tax rate and interest-rate policy. In our model, changing the announced path of tax rates and interest rates affects the equilibrium in the same way. However, there is one crucial difference. The ZLB constrains the class of feasible announced paths for interest rates. So, monetary policy can only boost consumption demand via forward guidance, i.e., a promise to lower interest rates in the future after the ZLB is no longer binding. [Farhi and Werning \(2019\)](#) and [García-Schmidt and Woodford \(2019\)](#) show that the strong stimulative power of forward guidance relies heavily on general-equilibrium effects. Those effects become muted when people are boundedly rational. Instead, consumption taxes can be changed as soon as the ZLB becomes binding. So, tax policy can effectively counteract the effects of the discount factor shock and support the flexible-price allocation. In our analysis, this flexibility implies that consumption-tax rates have an important advantage relative to interest rate policy in circumstances where the ZLB is binding.

2.2.1 Rules versus targets

Proposition 2 provides a strong rationale for using tax policy to fight recessions at the ZLB. In this section, we highlight that the efficacy of the policy depends crucially on how it is communicated. We consider two communication strategies. First, tax policy is communicated and implemented as a sequence of *targets* for consumption taxes. Second, tax policy is communicated and implemented as a *rule* involving endogenous objects like the output gap. We refer to these two strategies as target-based and rule-based communication policies. The reason that communication matters in our setting is straightforward. Under target-based communication, individuals immediately know what tax rates will be in the future and incorporate those rates into their decisions. But under rule-based communication, individuals must work out the future general-equilibrium effects of the policy to understand what current and future tax rates will be. In a world populated by level- k thinkers, this difference matters.

Assume that monetary policy is given by a Taylor rule subject to a ZLB constraint

$$R_t = \max \left\{ \beta^{-1} Y_t^{\phi_y}, 1 \right\} \Leftrightarrow r_t = \max \left\{ \rho + \phi_y y_t, 0 \right\} \quad (2.19)$$

where ϕ_y denotes the elasticity of R_t to the output gap.¹⁶ As in the quantitative analysis

¹⁶We do not include inflation in the Taylor rule because inflation is always zero for our simple economy.

of [Correia et al. \(2013\)](#), we assume that consumption taxes are set as:

$$\frac{1 + \tau_t^c}{1 + \tau_{t+1}^c} = \min \left\{ \beta^{-1} Y_t^{\phi_y}, 1 \right\} \Leftrightarrow \log \frac{1 + \tau_t^c}{1 + \tau_{t+1}^c} = \min \{ \rho + \phi_y y_t, 0 \}. \quad (2.20)$$

Under this policy, consumption-tax rates do not change when the ZLB does not bind. But if the ZLB binds, then consumption-tax rates do change. Regardless of whether ZLB binds, the relative price of consumption is given by:

$$R_t \frac{1 + \tau_t^c}{1 + \tau_{t+1}^c} = \beta^{-1} Y_t^{\phi_y}.$$

Critically, under this announced policy, agents must predict current and future output values to forecast future tax rates, a calculation that involves general-equilibrium effects.

The temporary equilibrium is given by

$$\mathcal{Y}_t(\{Y_{t+s}^e\}) = \left[\frac{\beta^\sigma \frac{\sum_{s=1}^{\infty} Q_{t+1,t+s}^e \left(\frac{1 + \tau_{t+s}^{c,e}}{1 + \tau_{t+1}^{c,e}} \right) Y_{t+s}^e}{\sum_{s=1}^{\infty} \left(\beta^s \frac{\xi_{t+s}}{\xi_t} \right)^\sigma \left[Q_{t+1,t+s}^e \frac{1 + \tau_{t+s}^{c,e}}{1 + \tau_{t+1}^{c,e}} \right]^{1-\sigma}}}{\sum_{s=1}^{\infty} \left(\beta^s \frac{\xi_{t+s}}{\xi_t} \right)^\sigma \left[Q_{t+1,t+s}^e \frac{1 + \tau_{t+s}^{c,e}}{1 + \tau_{t+1}^{c,e}} \right]^{1-\sigma}} \right]^{\frac{1}{1+\sigma\pi}}. \quad (2.21)$$

where $Q_{t+1,t+s}^e \left(\frac{1 + \tau_{t+s}^{c,e}}{1 + \tau_{t+1}^{c,e}} \right) \equiv \beta^{s-1} \prod_{\tau=t+1}^{t+s-1} (Y_\tau^e)^{-\phi_y}$.

Rational expectations As before, once the economy exits the ZLB, output returns to its pre-shock steady state, so that $y_t = 0$ for $t \geq T$. For earlier dates, we can find the equilibrium using the individual's Euler equation:

$$y_t = y_{t+1} - \sigma (\rho + \phi_y y_t - \rho + \chi) \Leftrightarrow y_t = \frac{y_{t+1} - \sigma \chi}{1 + \sigma \phi_y}.$$

Iterating forward, we obtain the rational-expectations level of log-output

$$y_t^* = -\frac{\chi}{\phi_y} \left[1 - \frac{1}{(1 + \sigma \phi_y)^{T-t}} \right]. \quad (2.22)$$

As long as the policy is not infinitely reactive ($\phi_y \rightarrow \infty$), then the rules-based policy will not achieve the flexible-price allocation.

The equilibrium path for consumption taxes under this policy is:

$$\log \left(\frac{1 + \tau_t^{c,r}}{1 + \tau_{t+1}^{c,r}} \right) = \rho - \chi \left[1 - (1 + \sigma\phi_y)^{-(T-t)} \right], \quad (2.23)$$

and $r_t = 0$ for $t \leq T - 1$.

To evaluate the relative power of rules- versus targets-based policy under bounded rationality, we compute the level- k equilibrium under a rules-based policy and the policy that announces consumption tax targets that satisfy (2.23). This comparison preserves the underlying rational expectations equilibrium under each type of policy communication.

Bounded rationality We now describe the implications of bounded rationality for the efficacy of rules-based policy. It is convenient to consider the benchmark case in which $y_t^{e,1} = 0$. So, in this case, as in [Farhi and Werning \(2019\)](#), level-1 people's expectations are anchored at the initial steady state. For our purpose, what's important is that people expect output to fall less when the ZLB binds than they do under rational expectations.

We begin by describing the equilibrium for level-1 individuals. In the appendix, we show that, under rule-based communication, level-1 equilibrium log-output is given by

$$y_t^1 = -\frac{\sigma\chi + \varphi_t}{1 + \sigma\phi_y}, \quad (2.24)$$

where φ_t is a function of structural parameters.

When policy is communicated as the target path which satisfies (2.23), the equilibrium can be computed using (2.18). Our next proposition summarizes our main result.

Proposition 3. *Suppose that $y_t^{e,1} = 0$ for all t . If policy is announced as a target for consumption-tax rates, then $y_t^1 \geq y_t^*$ with equality only if $t = T - 1$. Suppose that $\beta > (1 + \sigma\phi_y)^{-1}$. If policy is announced as a rule, then $y_t^1 \leq y_t^*$ with equality only if $t = T - 1$.*

The condition that $\beta > (1 + \sigma\phi_y)^{-1}$ is easily satisfied in standard calibrations. For example, the calibration for the medium-scale DSGE model in [Christiano et al. \(2011\)](#) features $\sigma = 0.5$ and $\phi_y = 0.25$, which implies that $(1 + \sigma\phi_y)^{-1} = 0.89$, which is lower than the value of β that they assume.

According to Proposition 3, consumption-tax policy is less powerful under rule-based communication than when policy is communicated via targets. The intuition is as follows. Under a rules (and targets) based policy, level-1 people don't understand that future output will be lower after the discount-rate shock. Other things equal, this error implies that their consumption will be higher than under rational expectations. Under a rules-based

policy, level-1 people don't think output will change. So, they don't believe that future consumption-tax rates will change. Other things equal, this error implies that their consumption will be lower than under rational expectations. If $\beta > (1 + \sigma\phi_y)^{-1}$, then the effect of the second error dominates the effect of the first error, and output is *lower* in the level-1 equilibrium than in the rational expectations equilibrium.

Under target-based communication, level-1 people internalize the exact path of future consumption-tax rates. So, the expansionary effects of the tax rate change become operative even if people are not very sophisticated. This effect is as strong as it would be under rational expectations. But level-1 people still underestimate the decline in their future income. So, consumption and output are *higher* than under rational expectations.

As it turns out, a version of the proposition extends to the case where $y_t^* \leq y_t^{e,1} \leq 0$, i.e., level-1 people expect output to fall, but by less than it would under rational expectations. To simplify, consider a log-linear version of the economy in which case log-output is given by

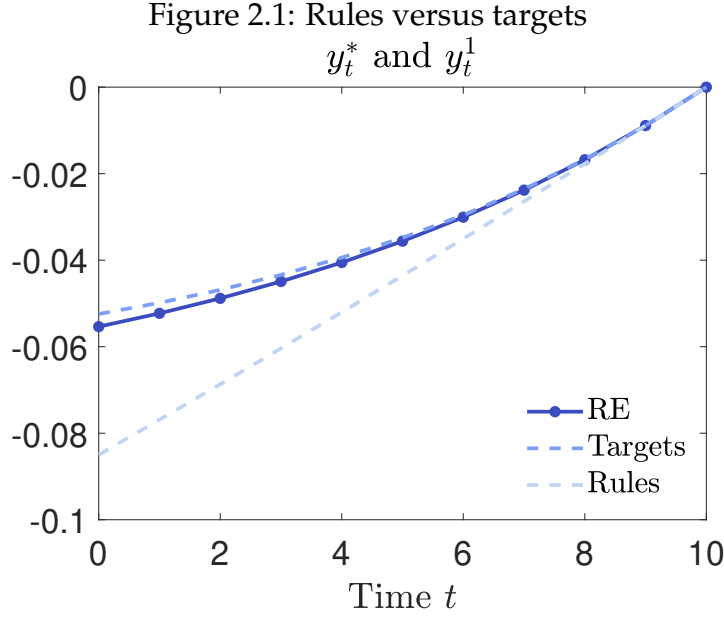
$$y_t = - \left[\beta - \frac{1}{1 + \sigma\phi_y} \right] \sum_{s=1}^{T-t-1} \beta^{s-1} y_{t+s}^e - \frac{\sigma\chi}{1 + \sigma\phi_y} \frac{1 - \beta^{T-t}}{1 - \beta}. \quad (2.25)$$

As before, we assume that people believe output goes back to steady-state after $t = T$. The extended proposition immediately follows from the assumption that $y_t^{e,1} \geq y_t^*$ and $\beta > (1 + \sigma\phi_y)^{-1}$.

Figure 2.1 illustrates the properties of the rational expectations and level-1 equilibria under rules- and targets-based communication. We set the discount factor β to 0.99, the intertemporal elasticity of substitution σ to 0.5, and the coefficient on output in the Taylor rule, ϕ_y , equal to 0.25.¹⁷ We assume that the ZLB lasts for ten periods, $T = 10$, and we choose the discount rate shock so that $\beta e^\chi = 1.01$, and $\chi = 0.02$. Finally, we assume that $y_t^{e,1} = 0$. Four findings emerge from Figure 2.1. First, equilibrium output under target-based communication is close to the rational expectations equilibrium output level. Second, equilibrium output under rule-based communication is much lower than the rational expectations equilibrium output. Third, the poor performance of rule-based communication is more pronounced the earlier we are in the ZLB episode, i.e., the longer the episode is expected to last. Finally, Figure 2.1 shows that, with targets-based communication, output is higher in the level-1 equilibrium than in the rational expectations equilibrium. In that sense, the same policy is more potent at stabilizing output when people are not very sophisticated. As it turns out, this result holds for all levels of k .

The following proposition summarizes how the efficacy of targets-based communication policy depends on k . In line with the discussion above, we derive the results for the

¹⁷These parameters satisfy the condition in Proposition 3.



general case in which level-1 people believe that output falls by less than it would under rational expectations.

Proposition 4. *Suppose that the government announces the target for tax policy τ_t^r , given by (2.23), and suppose that $y_t^* \leq y_t^{e,1} \leq 0$ for all t . Suppose, furthermore, that level-1 people believe that the economy goes back to steady state after the ZLB period, i.e., $Y_t^{e,1} = 1$ for $t \geq T$. Then, for any k , output in the level- k equilibrium is higher than under rational expectations, i.e., $y_t^k \geq y_t^*$. Furthermore, y_t^k converges monotonically to y_t^* as $k \rightarrow \infty$.*

This proposition shows that under target-based communication, the consumption-tax policy under consideration becomes more powerful the less sophisticated people are. The intuition follows from the discussion after proposition 3. As k increases, people expect an increasingly large recession after the discount rate shock. So, equilibrium consumption and output drop by more as k increases, eventually converging to the rational expectations equilibrium.

To extend the previous analysis of rule-based communication when $k > 1$, we must confront the following well-known problem. Under rules-based communication, the level- k model under consideration exhibits a peculiar type of oscillatory behavior as a function of k . The equilibrium level of output lies below the rational expectations equilibrium level for odd levels of k but is above it when k is even. The log-linearized version of the temporary equilibrium is given by (2.25). Since output in the level-1 equilibrium is lower than under rational expectations, level-2 people believe that $y_t^{e,2} = y_t^1 < y_t^*$. Since $\beta - (1 + \sigma\phi_y)^{-1} > 0$ it follows that the level-2 equilibrium level of output is higher than

the rational expectations equilibrium level of output, $y_t^2 > y_t^*$. This oscillatory pattern emerges more generally as a function of k .

This peculiar oscillatory feature reflects a more general oscillatory behavior in standard level- k thinking models discussed in [García-Schmidt and Woodford \(2019\)](#) and [Angeletos and Sastry \(2020\)](#). They argue that this feature is a “bug” of the standard level- k thinking approach, which is not present in other similar models of bounded rationality.

A key question is whether our key conclusions are robust to other models of bounded rationality which do not feature this bug. To address this question, we proceed as follows. First, in the main text, we redo the analysis in the previous figure for various levels of k in a generalized level- k thinking model. Second, in appendix B, we redo the analysis of this section for (i) a *generalized level- k thinking* model based on [Camerer et al. \(2004\)](#), (ii) a *reflective expectations* model based on [García-Schmidt and Woodford \(2019\)](#), and (iii) a *shallow reasoning* model based on [Angeletos and Sastry \(2020\)](#). All of our previous results go through for these alternative models of bounded rationality.

Generalized level- k thinking This section considers the effects of rules-based policy in a generalized level- k economy for the log-linearized economy. Following [Camerer et al. \(2004\)](#), we assume that level- k individuals think that other people are distributed over lower levels of cognitive ability according to the distribution $f_k(j)$ for $0 \leq j \leq k-1$. The reasoning process underlying the generalized level- k model is analogous to the standard level- k model process. As in [Farhi and Werning \(2019\)](#), we assume that contemporaneous output, y_t , is observed.

To analyze this economy, we must introduce the concept of a level-0 person. This type of person continues to act as they did before the discount rate shock, i.e., their consumption decisions are such that $y_t^0 = 0$.

Level-1 individuals believe that the economy is populated by level-0 people so $y_t^{e,1} = y_t^0 = 0$. Given current output y_t ,

$$c_t^1(y_t) = -(\beta(1 + \sigma\phi_y) - 1)y_t - (\beta(1 + \sigma\phi_y) - 1) \sum_{s=1}^{\infty} \beta^s y_{t+s}^{e,1} - \sigma\beta\chi \frac{1 - \beta^{T-t}}{1 - \beta}. \quad (2.26)$$

Suppose that the economy is populated entirely by level-1 individuals. Solving (2.26) for y_t^1 yields,

$$y_t^1 = -\left(\beta - \frac{1}{1 + \sigma\phi_y}\right) \sum_{s=1}^{\infty} \beta^{s-1} y_{t+s}^{e,1} - \frac{\sigma\chi}{1 + \sigma\phi_y} \frac{1 - \beta^{T-t}}{1 - \beta}.$$

Level-2 individuals believe that a fraction $f_2(j)$ of the population is level $j = 0, 1$ and work through the problem of level-0 and level-1 people. So they believe that y_t^2 is the

solution to

$$y_t^{e,2} = \sum_{j=0}^1 f_2(j) c_t^j(y_t^{e,2}).$$

More generally, level- k people believe that output is the solution to

$$y_t^{e,k} \equiv \sum_{j=0}^{k-1} f_k(j) c_t^j(y_t^{e,k}). \quad (2.27)$$

Since contemporaneous output is observed, people with different cognitive levels expect different consumption levels for less sophisticated people than themselves. Technically, this means that level- k people think that level- j people's consumption is given by:

$$c_t^j(y_t) = -(\beta(1 + \sigma\phi_y) - 1)y_t - (\beta(1 + \sigma\phi_y) - 1) \sum_{s=1}^{\infty} \beta^s y_{t+s}^{e,j} - \sigma\beta\chi \frac{1 - \beta^{T-t}}{1 - \beta}, \quad (2.28)$$

for $j \geq 1$.

Using conditions (2.27) and (2.28), the beliefs of level- k individuals can be written as

$$y_t^{e,k} = \sum_{j=0}^{k-1} f_k(j) y_t^j,$$

where

$$y_t^j \equiv -\left(\beta - \frac{1}{1 + \sigma\phi_y}\right) \sum_{s=1}^{\infty} \beta^{s-1} y_{t+s}^{e,j} - \frac{\sigma\chi}{1 + \sigma\phi_y} \frac{1 - \beta^{T-t}}{1 - \beta},$$

for $j \geq 1$ and $y_t^0 = 0$.

Camerer et al. (2004) assume that the distributions $f_k(\cdot)$ are consistent with the physical distribution of cognitive levels in the economy. In contrast, we maintain the representative agent assumption so that everyone shares the same level k . We assume that agents of different cognitive levels agree on the relative proportions of lower cognitive levels. The distributions $f_k(\cdot)$ are such that for any $k_1 < k_2$ and $s, s' < k_1$

$$\frac{f_{k_1}(s)}{f_{k_1}(s')} = \frac{f_{k_2}(s)}{f_{k_2}(s')}. \quad (2.29)$$

Let $\gamma_k \equiv f_k(k-1)$ for all k . Then assumption (2.29) implies that $f_k(j) = (1 - \gamma_k) f_{k-1}(j)$

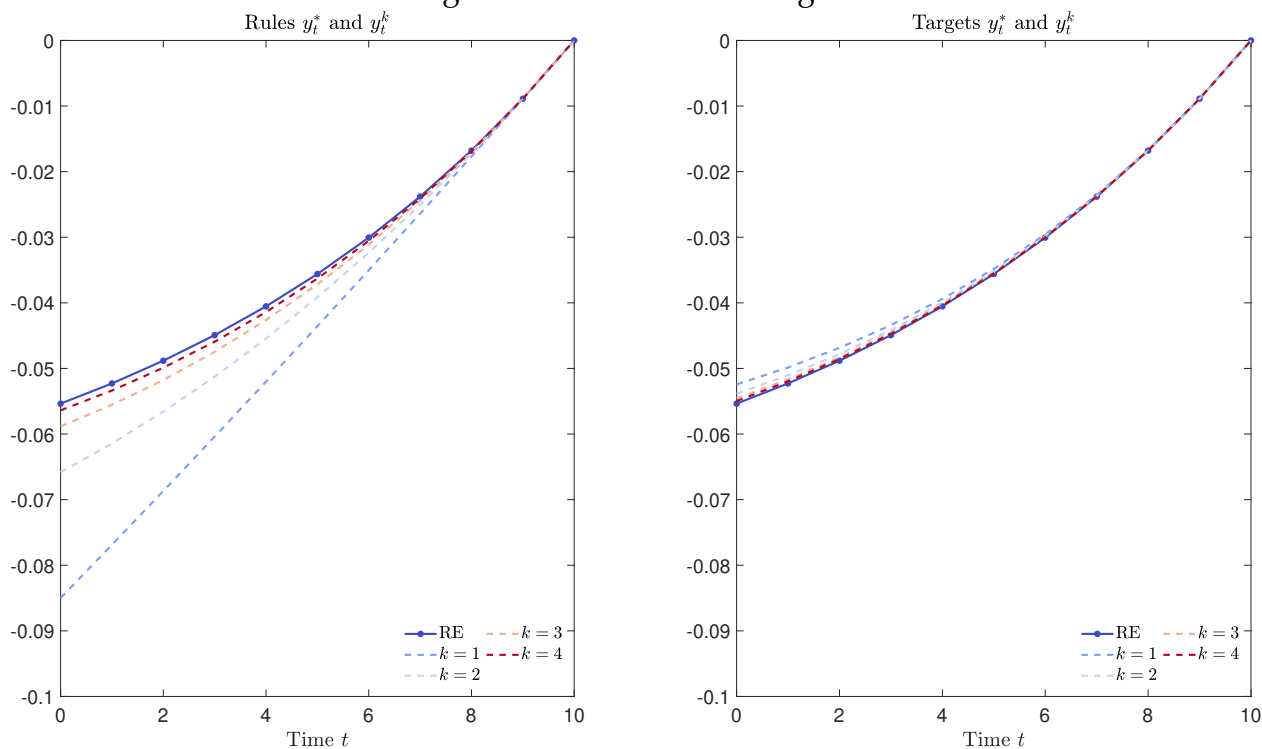
for $j \leq k - 2$. We can write the expectation of level- k individuals as follows:

$$y_t^{e,k} = (1 - \gamma_k) \sum_{j=0}^{k-2} f_{k-1}(j) y_t^j + \gamma_k y_t^{k-1} = (1 - \gamma_k) y_t^{e,k-1} + \gamma_k y_t^{k-1}. \quad (2.30)$$

Intuitively, the beliefs of a level- k thinker are given by a weighted average of the beliefs of level- $(k - 1)$ agents and the equilibrium that would arise if everyone in the economy was a level- $(k - 1)$ thinker. Standard level- k thinking corresponds to the case of $\gamma_k = 1$. By varying γ_k , we can control the intensity of updating across level- k iterations.

Figure 2.2 displays the numerical solution for this economy under rational expectations as well as the four lowest levels of cognitive sophistication. The parameter values are the same as those used for Figure 2.1. For illustrative purposes, we assume that $\gamma_k = 0.5$ so that level- k people think that half of the population is level $k - 1$. In practice, we find that our qualitative results are robust to moderate perturbations of γ_k . The left and right panels show the equilibrium for the case in which policy is communicated as a rule and as a sequence of targets, respectively.

Figure 2.2: Rules versus targets



A number of key results emerge from Figure 2.2. First, rule-based communication does not lead to oscillatory behavior in this model economy as people become more sophisticated. The reason is that expectations about income are updated more smoothly

than under standard level- k thinking. Second, target-based communication does better than rules-based communication in stabilizing output. For any given k , target-based communication results in a higher level of output than under rational expectations. But the opposite is true of rule-based communication. The intuition for these results follows from our discussion of the level-1 economy. Third, under rules-based communication, the level of people’s sophistication is an important determinant of the size of the recession. Indeed, if people are not very sophisticated, output can be two to three percentage points lower than under rational expectations. In contrast, the level of sophistication is quantitatively less relevant under target-based communication. Finally, as was the case under standard level- k thinking, under rules-based communication, the differential impact of k on output is larger the longer the ZLB period is expected to last.

3 A model with Calvo-style wage rigidities

This section extends the baseline model to allow for time-varying prices and wages. We do so by introducing Calvo-style wage rigidities as in [Erceg et al. \(2000\)](#) and [Schmitt-Grohé and Uribe \(2005\)](#). In Appendix D, we show that our results are robust to assuming Calvo-style price rigidities.

The model economy is populated by a continuum of households, unions, goods producers, and the government. Each household has a continuum of workers who have different labor skills. Output can be used for private or government consumption so that the aggregate resource constraint is still given by (2.3).

Goods producer The final good is produced by a representative firm using a Cobb-Douglas technology from a fixed stock of capital, \bar{K} , and a composite labor input, N_t :

$$Y_t = A\bar{K}^\alpha N_t^{1-\alpha}, \tag{3.1}$$

where $A > 0$ denotes total-factor productivity, and $\alpha \in [0, 1]$ denotes the capital share of output. We assume that capital is fixed for simplicity and to avoid complications in modeling investment decisions when agents have bounded rationality. This assumption can be rationalized for business cycle dynamic analysis if there are large capital adjustment costs (see for example [Rotemberg and Woodford, 1997](#) and [Farhi and Werning, 2019](#)).

The composite labor input N_t is generated using a continuum of labor varieties ac-

ording to the technology:

$$N_t = \left[\int_0^1 n_{u,t}^{\frac{\theta-1}{\theta}} du \right]^{\frac{\theta}{\theta-1}}, \quad (3.2)$$

where $\theta > 1$ captures the elasticity of substitution across the labor varieties. The firm, which is perfectly competitive in both the goods and the labor market, produces final output using the technology given by (3.1) and (3.2). The firm maximizes

$$P_t Y_t - \int_0^1 w_{u,t} n_{u,t} du$$

subject to (3.1) and (3.2). Here P_t denotes the price of the consumption good and $w_{u,t}$ denotes the wage of $n_{u,t}$. The solution to this problem is given by:

$$n_{u,t} = \left(\frac{w_{u,t}}{W_t} \right)^{-\theta} N_t, \quad (3.3)$$

where

$$W_t = \left[\int_0^1 w_{u,t}^{1-\theta} du \right]^{\frac{1}{1-\theta}}, \quad (3.4)$$

and

$$\frac{W_t}{P_t} = (1 - \alpha) A \left(\frac{\bar{K}}{N_t} \right)^\alpha. \quad (3.5)$$

Households The household enters period t with financial assets B_t which earn the interest rate R_{t-1} . As in section 2, we assume that the household knows its time- t income Y_t and taxes T_t . When solving its dynamic consumption-savings problem, the household maximizes its perceived utility which is evaluated based on today's consumption, C_t , and on its plans for future consumption, \tilde{C}_{t+s} for $s = 1, 2, \dots$. Labor supply is determined by labor unions as described below. We denote by L_t the total hours worked by the household,

$$L_t = \int_0^1 n_{u,t}.$$

With wage dispersion induced by nominal rigidities, L_t is not to equal N_t .

The representative household maximizes (2.1) subject to

$$(1 + \tau_{t+s}^c) P_{t+s}^e \tilde{C}_{t+s} + \tilde{B}_{t+s+1} = (1 - \tau_{t+s}^n) W_{t+s}^e N_{t+s}^e + \Omega_{t+s}^e + R_{t+s-1} \tilde{B}_{t+s} - T_{t+s}^e,$$

where Ω_{t+s}^e denotes lump-sum profits from firms and τ_t^n denotes the time t tax rate on labor income.

The household has perfect foresight with respect to exogenous variables, including the discount rate shock, ζ_t . For now, we assume that the government announces sequences of nominal interest rates, $\{R_t\}$, government spending, $\{G_t\}$, and taxes $\{\tau_t^c, \tau_t^n\}$. Household beliefs for T_t^e satisfy:

$$\sum_{s \geq 0} Q_{t,t+s} T_{t+s}^e = \sum_{s \geq 0} Q_{t,t+s} [P_{t+s}^e G_{t+s} - \tau_{t+s}^c P_{t+s}^e C_{t+s}^e - \tau_{t+s}^n W_{t+s}^e N_{t+s}^e] + R_{t-1} B_t. \quad (3.6)$$

Along with our other assumptions, (3.6) implies that Ricardian equivalence holds in our model.

As shown in appendix C.1, the solution to the household's problem implies

$$C_t = \frac{\sum_{s \geq 0} Q_{t,t+s} \frac{P_{t+s}^e (1 + \tau_{t+s}^c)}{P_t (1 + \tau_t)} [Y_{t+s}^e - G_{t+s}]}{1 + \sum_{s \geq 1} \left(\beta^s \frac{\zeta_{t+s}}{\zeta_t} \right)^\sigma \left[Q_{t,t+s} \frac{P_{t+s}^e (1 + \tau_{t+s}^c)}{P_t (1 + \tau_t)} \right]^{1-\sigma}}. \quad (3.7)$$

Labor market and unions Unions decide wages. In the presence of sticky wages, actual employment is demand determined. Each household supplies $n_{u,t}$ units of type u labor to a union indexed by $u \in [0, 1]$. Union u faces labor demand given (3.3).

The union sets wages subject to Calvo-style frictions. At each date, $1 - \lambda$ unions are randomly selected to adjust their wage, $w_{u,t}$. For the other λ unions, $w_{u,t} = w_{u,t-1}$. Unions act on behalf of households and choose wages and labor hours to maximize the expected household's valuation of labor income.

In a symmetric equilibrium, unions that can reset their wages choose the same value. We denote the common new reset wage by W_t^* . In appendix C.2, we show that W_t^* satisfies

$$\frac{W_t^*}{P_t} = \frac{\theta}{\theta - 1} \frac{\sum_{s=0}^{\infty} (\beta \lambda)^s \zeta_{t+s} \left(\frac{P_{t+s}^e}{P_t} \right)^\theta \left(\frac{W_{t+s}^e}{P_{t+s}^e} \right)^\theta N_{t+s}^e v' (L_{t+s}^e)}{\sum_{s=0}^{\infty} (\beta \lambda)^s \zeta_{t+s} \left(\frac{P_{t+s}^e}{P_t} \right)^{\theta-1} \left(\frac{W_{t+s}^e}{P_{t+s}^e} \right)^\theta N_{t+s}^e u' (C_{t+s}^e) \frac{1 - \tau_{t+s}^n}{1 + \tau_{t+s}^c}}. \quad (3.8)$$

The union has perfect foresight with respect to exogenous variables but is boundedly rational with respect to endogenous variables. In particular, we assume that the union forms beliefs about future aggregate prices, P_t^e , wages, W_t^e , consumption, C_t^e , the labor composite, N_t^e , and labor input, L_t^e , using level- k thinking.

Monetary and fiscal policies Nominal interest rates during and after the ZLB period are as described in the benchmark model. The fiscal authority sets government spending G_t , consumption taxes τ_t^c , labor income taxes τ_t^n , and lump-sum taxes T_t , subject to the

intertemporal budget constraint:

$$\sum_{s \geq 0} Q_{t,t+s} P_{t+s} G_{t+s} + R_{t-1} B_t = \sum_{s \geq 0} Q_{t,t+s} [\tau_{t+s}^c P_{t+s} C_{t+s} + \tau_{t+s}^n W_{t+s} N_{t+s} + T_{t+s}]. \quad (3.9)$$

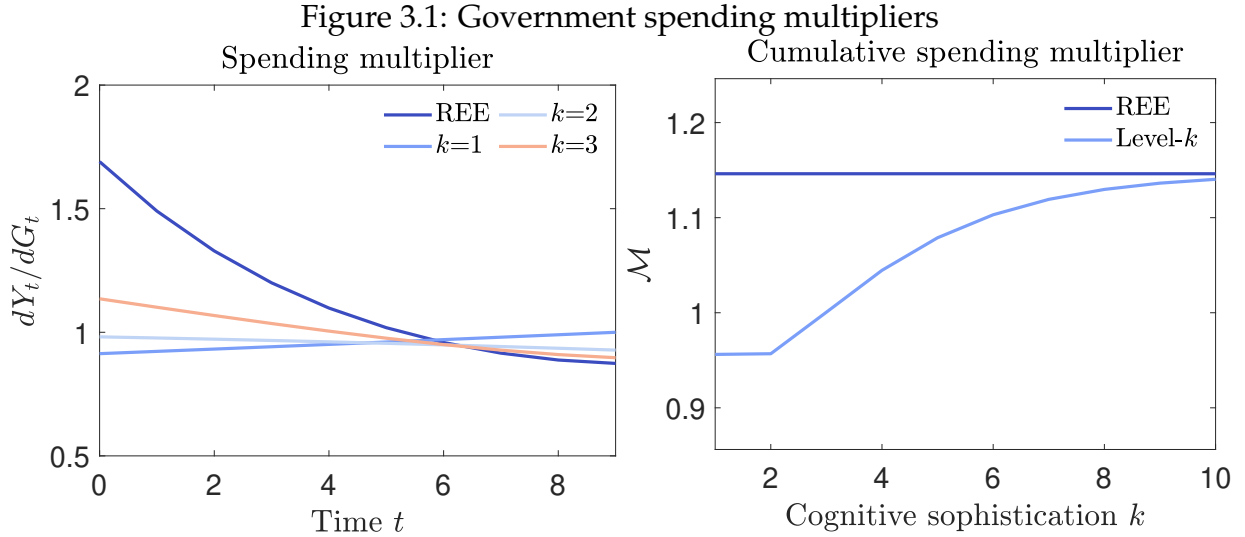
Temporary Equilibrium As in [Farhi and Werning \(2019\)](#), we assume that people's beliefs regarding future nominal prices and wages are scaled by P_t/P_t^e . This assumption allows people to incorporate current and past surprise inflation into their beliefs, leaving beliefs about future inflation and real wages unchanged.

For each date t , given beliefs $\mathcal{A}_t^e = \{Y_t^e, C_t^e, N_t^e, L_t^e, P_t^e/P_{t-1}^e, W_t^e/P_t^e\}$, a temporary equilibrium is a sequence of allocations and prices $\mathcal{A}_t = \{Y_t, C_t, N_t, L_t, P_t/P_{t-1}, W_t/P_t\}$ in which households, firms, and unions solve their optimization problem, and goods markets clear. In [appendix C](#), we summarize the equations whose solution defines an equilibrium for this economy. In addition, we present the log-linearized system and show how to compute generalized level- k equilibria in which beliefs evolve analogously to those in [equation \(2.30\)](#).

Calibration As in [section 2](#), we assume that the elasticity of intertemporal substitution is $\sigma = 0.5$, $\beta = 0.99$, $\chi = 0.02$, and $G/Y = 0.2$. Consistent with the evidence in [Chetty et al. \(2011\)](#) we set the Frisch elasticity is $\varphi^{-1} = 0.75$. We normalize $\bar{K} = 1$ and set the capital share, α , to 0.33. In addition, we set total factor productivity, A , so that steady state output is equal to one. Following [Correia et al. \(2013\)](#), we assume that the elasticity of substitution across labor types θ is equal to 3, and the Calvo parameter λ is 0.85. We set the steady-state tax rates τ^c and τ^n equal to 0.05 and 0.28, respectively. Finally, we assume that level-1 beliefs about aggregate output are anchored at the initial steady state, i.e., $Y_t^{e,1} = 1$.

3.1 Government spending multipliers

This section briefly illustrates the analog to [Proposition 1](#) for the case in which tax rates are constant and government spending rises by ΔG during the ZLB period.



The left panel of Figure 3.1 displays the government spending multiplier, $\Delta Y_t / \Delta G_t$, computed under the assumption of rational expectations and for various levels of k . Under rational expectations, this multiplier is initially close to 1.5. Consistent with results in the NK literature, the large size of this multiplier reflects the fact that government spending induces inflation, which lowers the real interest rate during the ZLB period. Because of intertemporal substitution effects, this fall induces households to raise their demand for consumption which raises output. Other things equal, perfectly rational agents understand that these intertemporal substitution effects increase current and future output. In a virtuous cycle, the rise in future income raises people’s permanent income, raising current spending and inflation. The latter effect lowers the real interest rate, strengthening the intertemporal substitution effect. The net effect is a sequence of large multipliers, exceeding one in value.

To assess the impact of level- k thinking, it is useful to define the cumulative spending multiplier as¹⁸

$$\mathcal{M} \equiv \frac{\sum_t \Delta Y_t}{\sum_t \Delta G_t} = \sum_t \frac{\Delta G_t}{\sum_t \Delta G_t} \frac{\Delta Y_t}{\Delta G_t}.$$

The right panel of Figure 3.1 shows that the cumulative multiplier increases with k . The intuition is as follows. The lower the cognitive level of individuals, the less they understand the general-equilibrium effects of spending on total GDP and inflation. So lower level- k people predict a relatively small rise in their income and inflation in response to the increase in government spending. The result is that the lower is k , the smaller is the rise in consumption induced by government spending. Indeed level-1 and level-2

¹⁸Since the cumulative multiplier can be decomposed into a weighted sum of the time t multipliers, the results in Proposition 1 for the benchmark model also hold for the cumulative multiplier.

people cut their spending because the tax effects of an increase in government spending outweigh the income effects.

Taken together, the results in this section reinforce the message from the benchmark model: bounded rationality weakens the case for the efficacy of government spending as a tool for stabilizing output in the face of a shock that causes the ZLB to bind.

3.2 Consumption-tax policy

This section considers the efficacy of tax policy in the extended version of our benchmark economy. Our key result is that Proposition (2) continues to hold so that tax policy can support the flexible-price allocation even when prices and wages are not fully rigid.

Under rational expectations, the requisite tax policy sets consumption taxes according to

$$\tau_t^{c,*} = (1 + \tau^c) e^{-(T-t)(\chi-\rho)} - 1.$$

Recall that in the benchmark economy, wages are fully rigid. Employment is determined entirely by the demand for labor. In the extended model, consumption taxes, $\tau_t^{c,*}$, induce distortions in labor supply which affect the equilibrium because wages aren't perfectly rigid. To support the flexible-price allocation, the government must adjust labor taxes to undo these distortions:

$$\frac{1 - \tau_t^{n,*}}{1 + \tau_t^{c,*}} = \frac{1 - \tau^n}{1 + \tau^c}.$$

Under this policy, the tax wedge on labor supply is constant over time. Critically, the government announces its policy for $\tau_t^{c,*}$ and $\tau_t^{n,*}$ as a sequence of tax rate *targets*.

We now state the analog to Proposition (2) for the extended model.

Proposition 5. *Suppose that level-1 people believe that the economy goes back to steady state after the ZLB period, i.e., $\mathcal{A}_t^{e,1} = \mathcal{A} \equiv \{Y, C, N, L, 1, W/P\}$ for $t \geq T$. Consider the log-linearized version of the model economy. Then,*

1. *For each k , there exists a policy $\{\tau_t^{c,k}, \tau_t^{n,k}\}$ which implements the flexible-price allocation.*
2. *Suppose that $\mathcal{A}_t^{e,1} = \mathcal{A}$ for all $t \geq 0$, then the policy $\{\tau_t^{c,*}, \tau_t^{n,*}\}$ implements the flexible-price allocation for all k .*

Here $\mathcal{A}_t^{e,k}$ denotes the beliefs of level- k people. This proposition generalizes Proposition 2 to the extended model and demonstrates that tax policy is still very powerful even under bounded rationality in the presence of time-varying wages and prices.

3.2.1 Rules versus targets

This section revisits the effectiveness of rules-based communication in the extended model. As in [Correia et al. \(2013\)](#), we assume that the interest rate is given by a Taylor rule subject to a ZLB constraint,

$$R_t = \max \left\{ \beta^{-1} \left(\frac{P_t}{P_{t-1}} \right)^{\phi_\pi} Y_t^{\phi_y}, 1 \right\}. \quad (3.10)$$

Here ϕ_π is the coefficient on realized inflation and ϕ_y is the elasticity of the interest rate with respect to the output gap. The rule for consumption taxes and labor-income taxes is

$$\frac{1 + \tau_t^c}{1 + \tau_{t+1}^c} = \min \left\{ \beta^{-1} \left(\frac{P_t}{P_{t-1}} \right)^{\phi_\pi} Y_t^{\phi_y}, 1 \right\}, \quad (3.11)$$

and

$$\frac{1 - \tau_t^n}{1 + \tau_t^c} = \frac{1 - \tau^n}{1 + \tau^c}. \quad (3.12)$$

Critically, the government announces tax policy in the form of the *rules*, (3.10)-(3.12).

Proposition 3 follows trivially for the extended model with $k = 1$ because everyone expects inflation to be zero and output to remain at its steady-state level. However, in general, it is not possible to prove the analog proposition for $k > 1$. However we can show numerically that the basic results in that Proposition continue to hold. We follow [Christiano et al. \(2011\)](#) and set $\phi_\pi = 1.5$ and $\phi_y = 0.25$.

Figure 3.2 displays our results under rational expectations and level- k thinking, assuming that $Y_t^{e,1} = 1$. The (1,1) element of Figure 3.2 displays the shock to the subjective discount factor χ_t . The (1,2), (1,3), and (2,1) elements show the log deviation of output (y_t), consumption (c_t), and labor (n_t), from their steady-state levels, respectively. Finally, the (2,2) and (2,3) elements show inflation, π_t , and the after-tax real interest rate, $r_t - \pi_{t+1} - \Delta \hat{\tau}_{t+1}^c$.

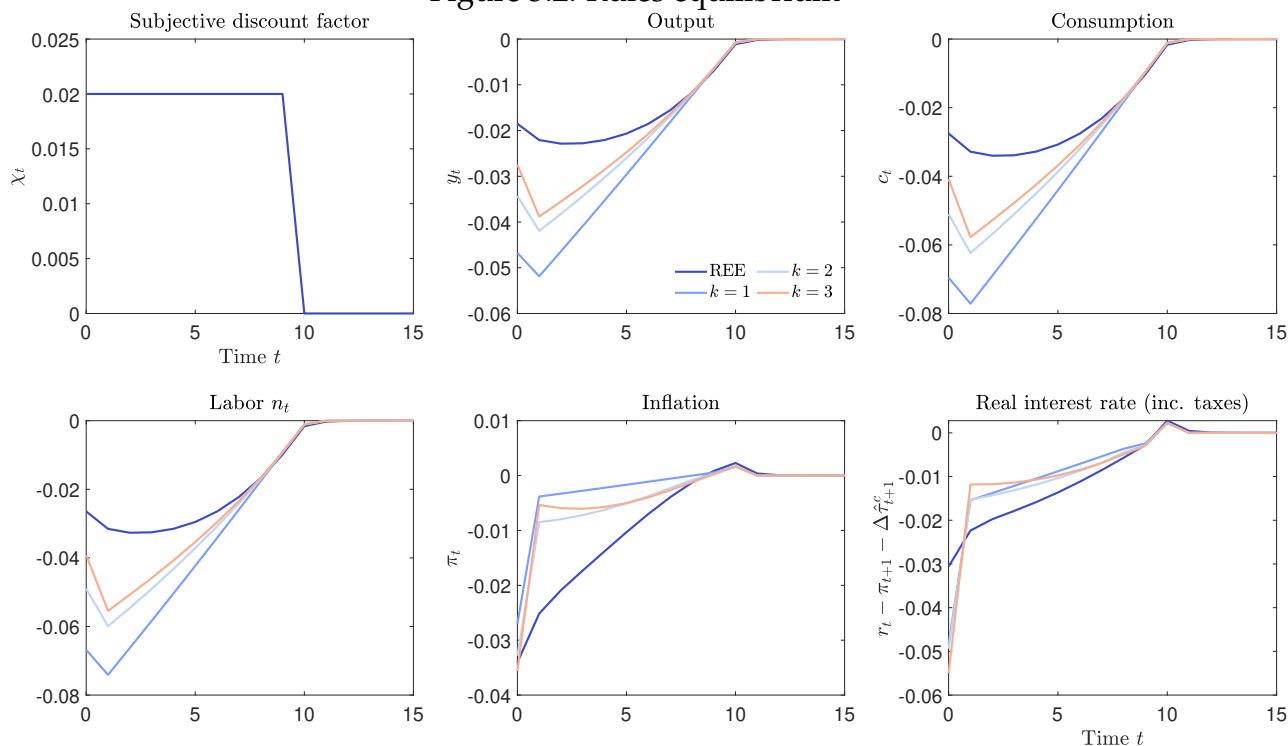
Recall that in the flexible-price allocation, all quantities remain at their pre-shock steady-state values. The solid blue lines depict the equilibrium under the rules-based monetary and fiscal policies (3.10)-(3.12). [Correia et al. \(2013\)](#) show that, under rational expectations, the proposed fiscal policy has a powerful stabilizing influence on the economy. For example, if tax rates are kept constant in our model economy, the maximal drop in output exceeds seven percent. Under the proposed fiscal policy, the maximal decline in output would be roughly two percent (see Figure 3.2).

With level- k thinking, rules-based fiscal policy is much less powerful than under rational expectations. For example, when $k = 1$, the maximal decline in output is slightly

over five percent. As k rises, the efficacy of rules-based fiscal policy increases as people are better able to understand the evolution of future tax rates. Finally, as k goes to infinity, the response of the model economy converges to the rational-expectations equilibrium.

Taken together, the results in this subsection reinforce the message from the benchmark model. When agents are level- k thinkers, target-based communication is more effective than rules-based communication when the ZLB is binding.

Figure 3.2: Rules equilibrium



3.3 On Ricardian Equivalence

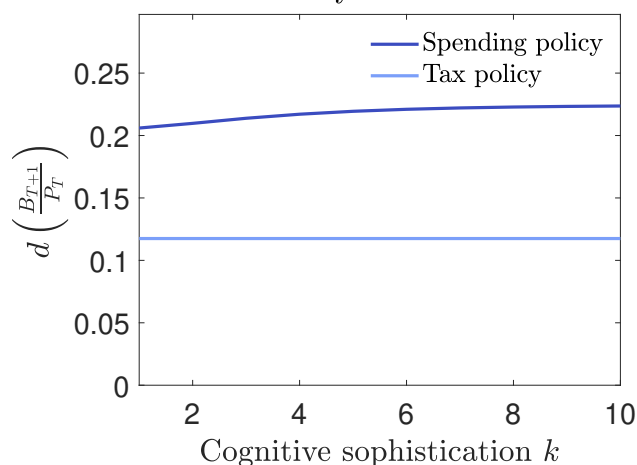
In our analysis, we assume that people understand the government-budget constraint. If we relaxed this assumption, Ricardian equivalence would not hold, and we would have to take a stand on a variety of issues. Most importantly, we would have to fully specify the timing of lump-sum taxes and how that path is communicated to people. Our results about the efficacy of fiscal policy would convolve the impact of those assumptions with those of people's limited understanding of GE effects. The mechanisms that we stress in our analysis would continue to operate in the more complicated environment, but their effects would be less transparent.

Still, it is of interest to shed light on the relative sensitivity of our tax and spending results to the failure of Ricardian equivalence. To this end, we suppose that the govern-

ment decides not to change lump-sum taxes from their steady-state level during the ZLB episode. We then compare how much debt the government accumulates under different policies during the ZLB period. To the extent that more debt is accumulated under one policy, conclusions about that policy are more likely to be affected by departures from Ricardian equivalence.

Here we consider two policies. The first is a policy in which consumption and labor-income taxes are set to achieve the flexible-price allocation. The second is a policy in which the government raises spending by a constant amount at all dates during which the ZLB binds. The constant is chosen so that the cumulative deviation of output from its steady-state level is equal to zero. In Figure 3.3 we display the increase in real debt incurred under the two policies by the end of the ZLB period. We do so for different levels of k . Since steady-state output is equal to one, these debt levels can also be interpreted as changes in the debt-to-GDP ratio.

Figure 3.3: How much debt is accumulated by fiscal policy alternatives?
Steady state debt



Several key results emerge from Figure 3.3. First, the government-spending policy is associated with an increase in the debt-to-GDP ratio to 21 percentage points for $k = 1$. As we increase k , that ratio converges monotonically to 22 percentage points.¹⁹ Second, the tax policy is associated with only a 12 percentage points increase in the debt-to-GDP ratio. Since this policy is independent of k , so too is the amount of debt that the government incurs. The fact that tax policy is associated with less debt than the government-spending

¹⁹The monotonicity result may be puzzling in light of the fact that higher levels of k are associated with higher government spending multipliers. But note that, other things equal, the size of the recession is increasing in k . So to eliminate the cumulative output gap, government spending must be an increasing function of k . As it turns out, this effect dominates the multiplier effect so that total debt is slightly increasing in k .

policy reflects that even though the consumption-tax rate is lower during the ZLB period than its steady-state value, the tax rate on labor is higher. The latter provides a partial offset to the lost revenue from the lower tax on consumption.

Our results show that the total amount of debt incurred under the spending policy is larger than under the tax policy. To the extent that Ricardian equivalence fails because of bounded rationality, this suggests that results regarding the government-spending policy will be more sensitive than results regarding tax policy if only because there is more to be financed under the spending policy. We leave a complete analysis of the non-Ricardian case to future research.

4 Conclusions

This paper addresses the question: how sensitive is the power of fiscal policy at the ZLB to the assumption of rational expectations? We do so using a standard NK model in which people have a limited understanding of the general-equilibrium effects of fiscal policy.

Our analysis *weakens* the case for using government spending to stabilize the economy when the ZLB binds. The reason is that the efficacy of government spending is quite sensitive to how sophisticated people are. Using a variant of the standard NK model, we find that the less sophisticated people are, the smaller the government-spending multiplier is. The basic intuition is that the power of government spending depends on people's ability to compute and internalize the general-equilibrium effects of spending on their own incomes. The less sophisticated people are, the less they understand these general-equilibrium effects, the more they cut their consumption and the more output falls during the ZLB period.

Our analysis *strengthens* the case for using tax policy to stabilize output when the ZLB is binding. [Correia et al. \(2013\)](#) argues that tax policy is a powerful way to stabilize the economy when the ZLB binds, and people have rational expectations. We show that the power of tax policy during the ZLB period is essentially undiminished when agents do not have rational expectations. Indeed, even when people have low levels of sophistication, it is always possible to achieve the flexible-price allocation during a binding ZLB period. Suppose that the least sophisticated people think that the economy will remain at its pre-shock level. Then, the path for consumption taxes that supports the flexible-price allocation is the same regardless of how cognitively sophisticated people are. Critically, under this tax policy, people's initial beliefs are self-confirming so that the efficacy of the policy does not exploit people's lack of sophistication. Taken together, these results show that tax policy for stabilizing the economy when the ZLB binds is powerful *and* robust to

how sophisticated people are.

We also show that when people have limited cognitive abilities, the way in which tax policy is communicated becomes critical to its effectiveness. Tax policy is more effective when it is communicated as a sequence of tax rates instead of a rule involving equilibrium objects like the output gap. The reason is simple: when policy is communicated as a sequence of tax rates, people immediately incorporate those rates into their decisions. When policy is communicated via a tax rule, people must deduce the implications of the rule for the variables that they care about, like consumption-tax rates. In our model, unsophisticated people underestimate how stimulative future policy will be, so tax policy will be less powerful at stabilizing output. Communication matters in a world where people are boundedly rational.

We conclude by noting that a well-known shortcoming of the standard level- k approach to modeling bounded rationality is that people do not update their expectations over time. So we think that this approach is best suited for analyzing people's behavior in the aftermath of unprecedented events. How people actually learn about the structure of the economy when such events do occur is an open and important question. But as long as they do not learn about that structure instantly, they are likely to underplay the importance of general-equilibrium effects. Because this feature is the crucial one underlying our results, the qualitative insights of our analysis would continue to hold even if we assumed that beliefs were updated over time.

References

- ADAM, K. AND A. MARCET (2011): "Internal Rationality, Imperfect Market Knowledge and Asset Prices," *Journal of Economic Theory*, 146, 1224–1252.
- ANGELETOS, G.-M., Z. HUO, AND K. A. SASTRY (2021): "Imperfect macroeconomic expectations: Evidence and theory," *NBER Macroeconomics Annual*, 35, 1–86.
- ANGELETOS, G.-M. AND C. LIAN (2017): "Dampening General Equilibrium: From Micro to Macro," Working Paper 23379, National Bureau of Economic Research.
- (2018): "Forward Guidance Without Common Knowledge," *American Economic Review*, 108, 2477–2512.
- ANGELETOS, G.-M. AND K. A. SASTRY (2020): "Managing Expectations: Instruments vs. Targets," *The Quarterly Journal of Economics*, qjaa045.
- BACHMANN, R., B. BORN, O. GOLDFAYN-FRANK, G. KOCHARKOV, R. LUETTICKE, AND M. WEBER (2021): "A Temporary VAT Cut as Unconventional Fiscal Policy," Working Paper 29442, National Bureau of Economic Research.
- BILBIIE, F. O. (2011): "Nonseparable Preferences, Frisch Labor Supply, and the Consumption Multiplier of Government Spending: One Solution to a Fiscal Policy Puzzle," *Journal of Money, Credit and Banking*, 43, 221–251.
- BORDALO, P., N. GENNAIOLI, AND A. SHLEIFER (2012): "Salience theory of choice under risk," *The Quarterly journal of economics*, 127, 1243–1285.
- BOSCH-DOMENECH, A., J. G. MONTALVO, R. NAGEL, AND A. SATORRA (2002): "One, two,(three), infinity,...: Newspaper and lab beauty-contest experiments," *American Economic Review*, 92, 1687–1701.
- CAMERER, C. F., T.-H. HO, AND J.-K. CHONG (2004): "A Cognitive Hierarchy Model of Games," *The Quarterly Journal of Economics*, 119, 861–898.
- CHETTY, R., A. GUREN, D. MANOLI, AND A. WEBER (2011): "Are Micro and Macro Labor Supply Elasticities Consistent? A Review of Evidence on the Intensive and Extensive Margins," *American Economic Review*, 101, 471–75.
- CHRISTIANO, L., M. EICHENBAUM, AND S. REBELO (2011): "When is the Government Spending Multiplier Large?" *Journal of Political Economy*, 119, 78–121.

- COIBION, O. AND Y. GORODNICHENKO (2015): "Information rigidity and the expectations formation process: A simple framework and new facts," *American Economic Review*, 105, 2644–78.
- CORREIA, I., E. FARHI, J. P. NICOLINI, AND P. TELES (2013): "Unconventional Fiscal Policy at the Zero Bound," *American Economic Review*, 103, 1172–1211.
- CORREIA, I., J. P. NICOLINI, AND P. TELES (2008): "Optimal Fiscal and Monetary Policy: Equivalence Results," *Journal of political Economy*, 116, 141–170.
- CRAWFORD, V. P., M. A. COSTA-GOMES, AND N. IRIBERRI (2013): "Structural Models of Nonequilibrium Strategic Thinking: Theory, Evidence, and Applications," *Journal of Economic Literature*, 51, 5–62.
- D'ACUNTO, F., D. HOANG, AND M. WEBER (2020): "Managing Households' Expectations with Unconventional Policies," Tech. rep., National Bureau of Economic Research.
- EGGERTSSON, G. AND M. WOODFORD (2003): "The Zero Bound on Interest Rates and Optimal Monetary Policy," .
- EGGERTSSON, G. B. (2011): "What Fiscal Policy is Effective at Zero Interest Rates?" *NBER Macroeconomics Annual*, 25, 59–112.
- ERCEG, C. J., D. W. HENDERSON, AND A. T. LEVIN (2000): "Optimal Monetary Policy with Staggered Wage and Price Contracts," *Journal of monetary Economics*, 46, 281–313.
- EVANS, G. W. AND G. RAMEY (1992): "Expectation Calculation and Macroeconomic Dynamics," *The American Economic Review*, 207–224.
- FARHI, E., M. PETRI, AND I. WERNING (2020): "The Fiscal Multiplier Puzzle: Liquidity Traps, Bounded Rationality, and Incomplete Markets," mimeo.
- FARHI, E. AND I. WERNING (2016): "Fiscal Multipliers: Liquidity Traps and Currency Unions," in *Handbook of macroeconomics*, Elsevier, vol. 2, 2417–2492.
- (2019): "Monetary Policy, Bounded Rationality, and Incomplete Markets," *American Economic Review*, 109, 3887–3928.
- FELDSTEIN, M. (2003): "Rethinking Stabilization," Tech. rep.
- GABAIX, X. (2020): "A Behavioral New Keynesian Model," *American Economic Review*, 110, 2271–2327.

- GARCÍA-SCHMIDT, M. AND M. WOODFORD (2019): "Are Low Interest Rates Deflationary? A Paradox of Perfect-Foresight Analysis," *American Economic Review*, 109, 86–120.
- HO, T.-H., C. CAMERER, AND K. WEIGELT (1998): "Iterated Dominance and Iterated Best Response in Experimental P-Beauty Contests," *The American Economic Review*, 88, 947–969.
- IOVINO, L. AND D. SERGEYEV (2018): "Central Bank Balance Sheet Policies Without Rational Expectations," .
- KEKRE, R. (2021): "Unemployment Insurance in Macroeconomic Stabilization," University of Chicago, Becker Friedman Institute for Economics Working Paper 2021-28.
- MCKAY, A. AND R. REIS (2016): "The Role of Automatic Stabilizers in the US Business Cycle," *Econometrica*, 84, 141–194.
- (Forthcoming): "Optimal Automatic Stabilizers," *Review of Economic Studies*.
- NAGEL, R. (1995): "Unraveling in Guessing Games: An Experimental Study," *The American Economic Review*, 85, 1313–1326.
- ROTEMBERG, J. J. AND M. WOODFORD (1997): "An Optimization-Based Econometric Framework for the Evaluation of Monetary Policy," *NBER macroeconomics annual*, 12, 297–346.
- SCHMITT-GROHÉ, S. AND M. URIBE (2005): "Optimal Fiscal and Monetary Policy in a Medium-Scale Macroeconomic Model," *NBER Macroeconomics Annual*, 20, 383–425.
- STAHL, D. O. AND P. W. WILSON (1995): "On Players' Models of Other Players: Theory and Experimental Evidence," *Games and Economic Behavior*, 10, 218–254.
- WERNING, I. (2011): "Managing a Liquidity Trap: Monetary and Fiscal Policy," Tech. rep., National Bureau of Economic Research.
- WIEDERHOLT, M. (2015): "Empirical Properties of Inflation Expectations and the Zero Lower Bound," Working paper.
- WOLF, C. K. (2021): "Interest Rate Cuts vs. Stimulus Payments: A Macro Equivalence Result," Working paper.
- WOODFORD, M. (2011): "Simple Analytics of the Government Expenditure Multiplier," *American Economic Journal: Macroeconomics*, 3, 1–35.

——— (2018): “Monetary Policy Analysis When Planning Horizons are Finite,” *NBER Macroeconomics Annual*, 33, 1–50.

WOODFORD, M. AND Y. XIE (2019): “Policy Options at the Zero Lower Bound When Foresight is Limited,” in *AEA Papers and Proceedings*, vol. 109, 433–37.

——— (2020): “Fiscal and Monetary Stabilization Policy at the Zero Lower Bound: Consequences of Limited Foresight,” Tech. rep., National Bureau of Economic Research.

A Appendix to section 2

A.1 Proof of proposition 1

We can solve for the government spending multiplier using

$$\frac{\Delta Y_t^k}{\Delta G_t} = 1 + \Omega_t \sum_{s=1}^{T-t-1} \left[\frac{\Delta Y_{t+s}^{k-1}}{\Delta G_{t+s}} - 1 \right] \frac{\Delta G_{t+s}}{\Delta G_t},$$

where the level-1 government spending multiplier is given by

$$\frac{\Delta Y_t^1}{\Delta G_t} = 1 + \Omega_t \sum_{s=1}^{T-t-1} [\eta - 1] \frac{\Delta G_{t+s}}{\Delta G_t}$$

Suppose that $0 \leq \eta < 1$. Note that since $\Delta G_{t+s}/\Delta G_t > 0$, then $\Delta Y_t^1/\Delta G_t \leq 1$ for all t . By induction, suppose that $\Delta Y_t^{k-1}/\Delta G_t \leq 1$ for all t , then

$$\frac{\Delta Y_t^k}{\Delta G_t} = 1 + \Omega_t \sum_{s=1}^{T-t-1} \left[\underbrace{\frac{\Delta Y_{t+s}^{k-1}}{\Delta G_{t+s}} - 1}_{\leq 0} \right] \frac{\Delta G_{t+s}}{\Delta G_t} \leq 1,$$

for all t . The first result follows.

Furthermore, if $1 - \Omega_t \sum_{s=1}^{T-t-1} \frac{\Delta G_{t+s}}{\Delta G_t} \geq 0$ for all t , then

$$\frac{\Delta Y_t^1}{\Delta G_t} = \left\{ 1 - \Omega_t \sum_{s=1}^{T-t-1} \frac{\Delta G_{t+s}}{\Delta G_t} \right\} + \eta \left\{ \Omega_t \sum_{s=1}^{T-t-1} \frac{\Delta G_{t+s}}{\Delta G_t} \right\} > \eta$$

for all t . Note that, with this assumption,

$$\frac{\Delta Y_t^2}{\Delta G_t} = 1 + \Omega_t \sum_{s=1}^{T-t-1} \left[\frac{\Delta Y_{t+s}^1}{\Delta G_{t+s}} - 1 \right] \frac{\Delta G_{t+s}}{\Delta G_t} \geq 1 - \Omega_t \sum_{s=1}^{T-t-1} [\eta - 1] \frac{\Delta G_{t+s}}{\Delta G_t} = \frac{\Delta Y_t^1}{\Delta G_t}.$$

By induction, suppose that $\Delta Y_t^k/\Delta G_t \geq \Delta Y_t^{k-1}/\Delta G_t$, then

$$\frac{\Delta Y_t^{k+1}}{\Delta G_t} = 1 + \Omega_t \sum_{s=1}^{T-t-1} \left[\frac{\Delta Y_{t+s}^k}{\Delta G_{t+s}} - 1 \right] \frac{\Delta G_{t+s}}{\Delta G_t} \geq 1 + \Omega_t \sum_{s=1}^{T-t-1} \left[\frac{\Delta Y_{t+s}^{k-1}}{\Delta G_{t+s}} - 1 \right] \frac{\Delta G_{t+s}}{\Delta G_t} = \frac{\Delta Y_t^k}{\Delta G_t}.$$

Then the second result follows.

Now, suppose that $\eta = 1$, then

$$\frac{\Delta Y_t^1}{\Delta G_t} = 1 + \Omega_t \sum_{s=1}^{T-t-1} [\eta - 1] \frac{\Delta G_{t+s}}{\Delta G_t} = 1.$$

It then follows that if $\Delta Y_t^{k-1} / \Delta G_t = 1$ for all t , then

$$\frac{\Delta Y_t^k}{\Delta G_t} = 1 + \Omega_t \sum_{s=1}^{T-t-1} [1 - 1] \frac{\Delta G_{t+s}}{\Delta G_t} = 1.$$

Suppose that $\eta > 1$. Note that since $\Delta G_{t+s} / \Delta G_t > 0$, then $\Delta Y_t^1 / \Delta G_t \geq 1$ for all t . By induction, suppose that $\Delta Y_t^{k-1} / \Delta G_t \geq 1$ for all t , then

$$\frac{\Delta Y_t^k}{\Delta G_t} = 1 + \Omega_t \sum_{s=1}^{T-t-1} \left[\underbrace{\frac{\Delta Y_{t+s}^{k-1}}{\Delta G_{t+s}} - 1}_{\geq 0} \right] \frac{\Delta G_{t+s}}{\Delta G_t} \leq 1,$$

for all t . The first result follows.

Furthermore, if $1 - \Omega_t \sum_{s=1}^{T-t-1} \frac{\Delta G_{t+s}}{\Delta G_t} \geq 0$ for all t , then

$$\frac{\Delta Y_t^1}{\Delta G_t} = \left\{ 1 - \Omega_t \sum_{s=1}^{T-t-1} \frac{\Delta G_{t+s}}{\Delta G_t} \right\} + \eta \left\{ \Omega_t \sum_{s=1}^{T-t-1} \frac{\Delta G_{t+s}}{\Delta G_t} \right\} < \eta$$

for all t . Note that, with this assumption,

$$\frac{\Delta Y_t^2}{\Delta G_t} = 1 + \Omega_t \sum_{s=1}^{T-t-1} \left[\frac{\Delta Y_{t+s}^1}{\Delta G_{t+s}} - 1 \right] \frac{\Delta G_{t+s}}{\Delta G_t} \leq 1 - \Omega_t \sum_{s=1}^{T-t-1} [\eta - 1] \frac{\Delta G_{t+s}}{\Delta G_t} = \frac{\Delta Y_t^1}{\Delta G_t}.$$

By induction, suppose that $\Delta Y_t^k / \Delta G_t \leq \Delta Y_t^{k-1} / \Delta G_t$, then

$$\frac{\Delta Y_t^{k+1}}{\Delta G_t} = 1 + \Omega_t \sum_{s=1}^{T-t-1} \left[\frac{\Delta Y_{t+s}^k}{\Delta G_{t+s}} - 1 \right] \frac{\Delta G_{t+s}}{\Delta G_t} \leq 1 + \Omega_t \sum_{s=1}^{T-t-1} \left[\frac{\Delta Y_{t+s}^{k-1}}{\Delta G_{t+s}} - 1 \right] \frac{\Delta G_{t+s}}{\Delta G_t} = \frac{\Delta Y_t^k}{\Delta G_t}.$$

Then the second result follows.

A.2 Proof of proposition 2

(1) As we show in the main text, for any level of cognitive sophistication, setting

$$1 + \tau_{T-1} = (1 + \tau) e^{-(\chi-\rho)} \quad (\text{A.1})$$

implements $Y_{T-1}^k = 1$ for all k . Note that for any t and k , the equilibrium level of output at time t is a function only of current and future consumption taxes plus beliefs about future output:

$$Y_t = \left(\frac{1 + \tau^c}{1 + \tau_t^c} \right)^\sigma \frac{(1 - \beta) \sum_{s=1}^{T-t-1} \left(\frac{1 + \tau_{t+s}^c}{1 + \tau^c} \right) Y_{t+s}^e + 1}{(1 - \beta) \sum_{s=1}^{T-t-1} e^{\sigma(\chi-\rho)s} \left[\frac{1 + \tau_{t+s}^c}{1 + \tau^c} \right]^{1-\sigma} + e^{(T-t)\sigma(\chi-\rho)}}.$$

As a result, for any cognitive level k , $Y_{t+s}^{e,k}$ is independent of τ_t . This means that, for a fixed k , we can construct the policy as follows.

Set τ_{T-1} to the value implied by (A.1). Then, proceed recursively from that date. For each $t \leq T - 2$, fix τ_{t+s} for $s \geq 1$. These imply a path for Y_{t+s}^{k-1} for $s \geq 1$. Let us choose τ_t so that

$$\left(\frac{1 + \tau^c}{1 + \tau_t^c} \right)^\sigma \frac{(1 - \beta) \sum_{s=1}^{T-t-1} \left(\frac{1 + \tau_{t+s}^c}{1 + \tau^c} \right) Y_{t+s}^{e,k} + 1}{(1 - \beta) \sum_{s=1}^{T-t-1} e^{\sigma(\chi-\rho)s} \left[\frac{1 + \tau_{t+s}^c}{1 + \tau^c} \right]^{1-\sigma} + e^{(T-t)\sigma(\chi-\rho)}} = 1$$

or, equivalently,

$$1 + \tau_t^c = (1 + \tau^c) \left(\frac{(1 - \beta) \sum_{s=1}^{T-t-1} \left(\frac{1 + \tau_{t+s}^c}{1 + \tau^c} \right) Y_{t+s}^{e,k} + 1}{(1 - \beta) \sum_{s=1}^{T-t-1} e^{\sigma(\chi-\rho)s} \left[\frac{1 + \tau_{t+s}^c}{1 + \tau^c} \right]^{1-\sigma} + e^{(T-t)\sigma(\chi-\rho)}} \right)^{1/\sigma}.$$

This implies that

$$Y_t^k = 1$$

for all t .

(2) Suppose that $Y_t^{e,1} = 1$. Then,

$$Y_t^1 = \left(\frac{1 + \tau^c}{1 + \tau_t^{c,*}} \right)^\sigma \frac{(1 - \beta) \sum_{s=1}^{T-t-1} \left(\frac{1 + \tau_{t+s}^{c,*}}{1 + \tau^c} \right) Y_{t+s}^e + 1}{(1 - \beta) \sum_{s=1}^{T-t-1} e^{\sigma(\chi-\rho)s} \left[\frac{1 + \tau_{t+s}^{c,*}}{1 + \tau^c} \right]^{1-\sigma} + e^{(T-t)\sigma(\chi-\rho)}} = 1.$$

This implies that $Y_t^{e,k} = Y^{k-1} = 1$ for all k , and then $Y_t^k = 1$ for all t and k .

A.3 Rules-based equilibrium

Under a rules-based policy, the temporary equilibrium is given by

$$\mathcal{Y}_t(\{Y_{t+s}^e\}) = \frac{\sum_{s=1}^{T-t-1} Q_{t,t+s}^e \left(\frac{1+\tau_{t+s}^{c,e}}{1+\tau_t^{c,e}} \right) Y_{t+s}^e + \sum_{s=T-t}^{\infty} Q_{t,t+s}^e \left(\frac{1+\tau_{t+s}^{c,e}}{1+\tau_t^{c,e}} \right)}{\sum_{s=1}^{T-t-1} \left(\beta^s \frac{\xi_{t+s}}{\xi_t} \right)^\sigma \left[Q_{t,t+s}^e \frac{1+\tau_{t+s}^{c,e}}{1+\tau_t^{c,e}} \right]^{1-\sigma} + e^{(T-t)\sigma(\chi-\rho)} \sum_{s=T-t}^{\infty} \beta^{\sigma(s-(T-t))} \left[Q_{t,t+s}^e \frac{1+\tau_{t+s}^{c,e}}{1+\tau_t^{c,e}} \right]^{1-\sigma}}$$

where

$$Q_{t,t+s}^e \frac{1+\tau_{t+s}^{c,e}}{1+\tau_t^{c,e}} = \begin{cases} \beta^s \prod_{\tau=t}^{t+s-1} (Y_\tau^e)^{-\phi_y} & \text{if } s \leq T-t-1 \\ \beta^s \prod_{\tau=t}^{T-1} (Y_\tau^e)^{-\phi_y} & \text{if } s \geq T-t. \end{cases}$$

Assuming that $Y_t^{e,1} = 1$, implies that

$$Q_{t,t+s}^e \frac{1+\tau_{t+s}^{c,e}}{1+\tau_t^{c,e}} = \beta^s$$

for all t and s . This implies that,

$$\mathcal{Y}_t(\{Y_{t+s}^{e,1}\}) = \frac{e^{-\frac{\sigma\chi}{1+\sigma\phi_y}}}{\left[(1-\beta) \frac{1-e^{(T-t-1)(\sigma\chi-\rho)}}{1-e^{\sigma\chi-\rho}} + e^{(T-t-1)(\sigma\chi-\rho)} \right]^{\frac{1}{1+\sigma\phi_y}}},$$

or in logs:

$$y_t^1 \equiv \log Y_t^1 = -\frac{\sigma\chi + \varphi_t}{1 + \sigma\phi_y},$$

where $\varphi_t \equiv \log \left((1-\beta) \frac{1-e^{(T-t-1)(\sigma\chi-\rho)}}{1-e^{\sigma\chi-\rho}} + e^{(T-t-1)(\sigma\chi-\rho)} \right)$.

A.4 Proof of proposition 3

Targets-based policy Note that, under rational expectations, the targets based policy with $\{\tau_t^{c,r}\}$ implements the same equilibrium

$$y_t^* = -\frac{\chi}{\phi_y} \left[1 - \frac{1}{(1 + \sigma\phi_y)^{T-t}} \right] < 0.$$

Now, suppose that the government announces the sequence of policies $R_t = 1$ for $t \leq T - 1$, $R_t = \beta^{-1}$ for $t \geq T$, and $\{\tau_t^{c,r}\}$. Then, the level-1 equilibrium is given by

$$y_t^1 = \log \left\{ \frac{\sum_{s \geq 1} Q_{t,t+s} \frac{1+\tau_{t+s}^{c,r}}{1+\tau_t^{c,r}} e^{y_{t+s}^{e,1}}}{\left(\sum_{s \geq 1} \left(\beta^s \frac{\xi_{t+s}}{\xi_t} \right)^\sigma \left[Q_{t,t+s} \frac{1+\tau_{t+s}^{c,r}}{1+\tau_t^{c,r}} \right]^{1-\sigma} \right)} \right\},$$

where $y_t^{e,1} \equiv \log Y_t^{e,1}$. Since $y_t^{e,1} = 0 \geq y_t^*$, then

$$y_t^1 \geq \log \left\{ \frac{\sum_{s \geq 1} Q_{t,t+s} \frac{1+\tau_{t+s}^{c,r}}{1+\tau_t^{c,r}} e^{y_{t+s}^*}}{\left(\sum_{s \geq 1} \left(\beta^s \frac{\xi_{t+s}}{\xi_t} \right)^\sigma \left[Q_{t,t+s} \frac{1+\tau_{t+s}^{c,r}}{1+\tau_t^{c,r}} \right]^{1-\sigma} \right)} \right\} = y_t^*.$$

Rules-based policy The basic proof is constructed as follows. First, we note that if $\chi = 0$, then $y_t^* = y_t^1 = 0$. Second, we show that both y_t^* and y_t^1 are decreasing in χ . Third, y_t^* is linear in χ , while y_t^1 is concave in χ . Fourth, we show that $dy_t^1/d\chi < dy_t^*/d\chi$ as long as $\beta \geq (1 + \sigma\phi_y)^{-1}$. The collection of these results finally implies that

$$y_t^1 \leq \frac{dy_t^1}{d\chi} \Big|_{\chi=0} \cdot \chi \leq \frac{dy_t^*}{d\chi} \Big|_{\chi=0} \cdot \chi = y_t^*.$$

Log-output under rational expectations in the rules equilibrium is given by:

$$y_t^* = -\frac{\chi}{\phi_y} \left[1 - \frac{1}{(1 + \sigma\phi_y)^{T-t}} \right],$$

and the level-1 equilibrium is given by:

$$y_t^1 = -\frac{\sigma\chi + \log \left((1 - \beta) \frac{1 - e^{(T-t-1)(\sigma\chi - \rho)}}{1 - e^{\sigma\chi - \rho}} + e^{(T-t-1)(\sigma\chi - \rho)} \right)}{1 + \sigma\phi_y}.$$

(1) For any t , if the shock is zero then output stays at steady state, i.e., if $\chi = 0$, then using the expressions above it is clear that

$$y_t^* = y_t^1 = 0.$$

(2) Furthermore, the effects of χ on y_t^* and y_t^1 are given by

$$\frac{dy_t^*}{d\chi} = -\frac{1}{\phi_y} \left[1 - \frac{1}{(1 + \sigma\phi_y)^{T-t}} \right] < 0,$$

and since $\frac{1 - (e^{\sigma\chi - \rho})^{T-t-1}}{1 - e^{\sigma\chi - \rho}} = \sum_{s=0}^{T-t-2} e^{s(\sigma\chi - \rho)}$, we can write

$$\frac{dy_t^1}{d\chi} = -\frac{\sigma}{1 + \sigma\phi_y} \left[1 + \frac{(1 - \beta) \sum_{s=0}^{T-t-2} s e^{s(\sigma\chi - \rho)} + (T - t - 1) (e^{\sigma\chi - \rho})^{T-t-1}}{(1 - \beta) \sum_{s=0}^{T-t-2} e^{s(\sigma\chi - \rho)} + (e^{\sigma\chi - \rho})^{T-t-1}} \right] < 0. \quad (\text{A.2})$$

(3) The rational-expectations equilibrium in this economy is exactly log-linear as a function of the shock, which implies that

$$y_t^* = \left\{ \frac{dy_t^*}{d\chi} \Big|_{\chi=0} \right\} \cdot \chi.$$

However, the same is not true under bounded rationality. To show this note that, for $t \leq T - 2$,

$$\begin{aligned} \frac{d^2 y_t^1}{d\chi^2} = & -\frac{\sigma^2}{1 + \sigma\phi_y} \left[\frac{(1 - \beta) \sum_{s=0}^{T-t-2} s^2 e^{s(\sigma\chi - \rho)} + (T - t - 1)^2 (e^{\sigma\chi - \rho})^{T-t-1}}{\bar{\mu}_t} \right] \\ & + \frac{\sigma}{1 + \sigma\phi_y} \frac{\left\{ (1 - \beta) \sum_{s=0}^{T-t-2} s e^{s(\sigma\chi - \rho)} + (T - t - 1) (e^{\sigma\chi - \rho})^{T-t-1} \right\}^2}{\bar{\mu}_t^2} \end{aligned}$$

where $\bar{\mu}_t \equiv (1 - \beta) \sum_{s=0}^{T-t-2} e^{s(\sigma\chi - \rho)} + (e^{\sigma\chi - \rho})^{T-t-1} > 0$. Define $\mu_{t,s} \equiv \frac{(1 - \beta) e^{s(\sigma\chi - \rho)}}{\bar{\mu}_t}$ if $s < T - t - 1$ and $\mu_{t,T-t-1} \equiv \frac{e^{(T-t-1)(\sigma\chi - \rho)}}{\bar{\mu}_t}$, and note that: $\mu_{t,s} > 0$, $\sum_{s=0}^{T-t-1} \mu_{t,s} = 1$. Using these definitions, we can rewrite the derivative as follows:

$$\frac{d^2 y_t^1}{d\chi^2} = -\frac{\sigma^2}{1 + \sigma\phi_y} \left\{ \sum_{s=0}^{T-t-1} \mu_{t,s} s^2 - \left(\sum_{s=0}^{T-t-1} \mu_{t,s} s \right)^2 \right\} = -\frac{\sigma^2}{1 + \sigma\phi_y} \sum_{s=0}^{T-t-1} \mu_{t,s} \left(s - \sum_{s=0}^{T-t-1} \mu_{t,s} s \right)^2 < 0.$$

This shows that log-output in the level-1 equilibrium is concave in χ .

(4) Evaluating (A.2) at $\chi = 0$ we obtain:

$$\frac{dy_t^1}{d\chi} \Big|_{\chi=0} = -\frac{\sigma}{1 + \sigma\phi_y} - \frac{\sigma}{1 + \sigma\phi_y} \left[(1 - \beta) \sum_{s=0}^{T-t-2} s e^{-s\rho} + (T - t - 1) \beta^{T-t-1} \right].$$

We want to show that $\frac{dy_t^1}{d\chi}\big|_{\chi=0} < \frac{dy_t^*}{d\chi}\big|_{\chi=0}$, which is equivalent

$$-\frac{\sigma}{1 + \sigma\phi_y} \left[1 + (1 - \beta) \sum_{s=0}^{T-t-2} se^{-s\rho} + (T - t - 1) \beta^{T-t-1} \right] \leq -\frac{\sigma}{1 + \sigma\phi_y} \left[1 + \frac{\sum_{s=0}^{T-t-2} (1 + \sigma\phi_y)^{-s}}{1 + \sigma\phi_y} \right]$$

$$\Leftrightarrow \left[(1 - \beta) \sum_{s=0}^{T-t-2} se^{-s\rho} + (T - t - 1) \beta^{T-t-1} \right] \geq \frac{\sum_{s=0}^{T-t-2} (1 + \sigma\phi_y)^{-s}}{1 + \sigma\phi_y}$$

Define

$$\Delta_t \equiv \left[(1 - \beta) \sum_{s=0}^{T-t-2} se^{-s\rho} + (T - t - 1) \beta^{T-t-1} \right] - \frac{\sum_{s=0}^{T-t-2} (1 + \sigma\phi_y)^{-s}}{1 + \sigma\phi_y}.$$

The desired inequality follows if $\Delta_t \geq 0$. First, let us note that this is true for $t = T - 1$ because:

$$\Delta_{T-2} = \beta - \frac{1}{1 + \sigma\phi_y} \geq 0,$$

by assumption. Then, for any $t \leq T - 2$ note that:

$$\Delta_{t-1} - \Delta_t = \left[(1 - \beta) \sum_{s=0}^{T-t-1} se^{-s\rho} + (T - t) \beta^{T-t} \right] - \frac{\sum_{s=0}^{T-t-1} (1 + \sigma\phi_y)^{-s}}{1 + \sigma\phi_y}$$

$$- \left[(1 - \beta) \sum_{s=0}^{T-t-2} se^{-s\rho} + (T - t - 1) \beta^{T-t-1} \right] + \frac{\sum_{s=0}^{T-t-2} (1 + \sigma\phi_y)^{-s}}{1 + \sigma\phi_y}$$

$$\Leftrightarrow \Delta_{t-1} - \Delta_t = (1 - \beta) (T - t - 1) \beta^{(T-t-1)} + (T - t) \beta^{T-t} - (T - t - 1) \beta^{T-t-1}$$

$$- \frac{(1 + \sigma\phi_y)^{-(T-t-1)}}{1 + \sigma\phi_y}$$

$$\Leftrightarrow \Delta_{t-1} - \Delta_t = \beta^{T-t} - (1 + \sigma\phi_y)^{-(T-t)}.$$

This implies that, under the same assumption, $\Delta_{t-1} \geq \Delta_t$. Since $\Delta_{T-2} \geq 0$, it follows that $\Delta_t \geq \Delta_{T-2} \geq 0$ for all t and the result follows. In addition, this logic also delivers the fact that $y_t^* - y_t^1$ decreases with t and increases with χ .

A.5 Proof of proposition 4

As described above, for level-1 we find that $y_t^1 \geq y_t^*$. Furthermore,

$$y_t^1 = \log \left\{ \frac{\sum_{s \geq 1} Q_{t,t+s} \frac{1+\tau_{t+s}^{c,r}}{1+\tau_t^{c,r}} e^{y_t^{e,1}}}{\left(\beta^s \frac{\xi_{t+s}}{\xi_t} \right)^\sigma \left[Q_{t,t+s} \frac{1+\tau_{t+s}^{c,r}}{1+\tau_t^{c,r}} \right]^{1-\sigma}} \right\} \leq y_t^{e,1}.$$

Since $y_t^{e,k} = y_t^{k-1}$ and

$$y_t^k = \log \left\{ \frac{\sum_{s \geq 1} Q_{t,t+s} \frac{1+\tau_{t+s}^{c,r}}{1+\tau_t^{c,r}} e^{y_{t+s}^{e,k}}}{\left(\beta^s \frac{\xi_{t+s}}{\xi_t} \right)^\sigma \left[Q_{t,t+s} \frac{1+\tau_{t+s}^{c,r}}{1+\tau_t^{c,r}} \right]^{1-\sigma}} \right\},$$

then,

$$y_t^2 = \log \left\{ \frac{\sum_{s \geq 1} Q_{t,t+s} \frac{1+\tau_{t+s}^{c,r}}{1+\tau_t^{c,r}} e^{y_{t+s}^{e,2}}}{\left(\beta^s \frac{\xi_{t+s}}{\xi_t} \right)^\sigma \left[Q_{t,t+s} \frac{1+\tau_{t+s}^{c,r}}{1+\tau_t^{c,r}} \right]^{1-\sigma}} \right\} \leq \log \left\{ \frac{\sum_{s \geq 1} Q_{t,t+s} \frac{1+\tau_{t+s}^{c,r}}{1+\tau_t^{c,r}}}{\left(\beta^s \frac{\xi_{t+s}}{\xi_t} \right)^\sigma \left[Q_{t,t+s} \frac{1+\tau_{t+s}^{c,r}}{1+\tau_t^{c,r}} \right]^{1-\sigma}} \right\} = y_t^1$$

with strict inequality if $t \leq T - 2$. Also, because $y_t^{e,2} \geq y_t^*$ then

$$y_t^2 = \log \left\{ \frac{\sum_{s \geq 1} Q_{t,t+s} \frac{1+\tau_{t+s}^{c,r}}{1+\tau_t^{c,r}} e^{y_{t+s}^{e,2}}}{\left(\beta^s \frac{\xi_{t+s}}{\xi_t} \right)^\sigma \left[Q_{t,t+s} \frac{1+\tau_{t+s}^{c,r}}{1+\tau_t^{c,r}} \right]^{1-\sigma}} \right\} \geq \log \left\{ \frac{\sum_{s \geq 1} Q_{t,t+s} \frac{1+\tau_{t+s}^{c,r}}{1+\tau_t^{c,r}} e^{y_{t+s}^*}}{\left(\beta^s \frac{\xi_{t+s}}{\xi_t} \right)^\sigma \left[Q_{t,t+s} \frac{1+\tau_{t+s}^{c,r}}{1+\tau_t^{c,r}} \right]^{1-\sigma}} \right\} = y_t^*.$$

This shows that $y_t^2 \in [y_t^*, y_t^1]$, and $y_t^2 < y_t^1$ if $y_t^1 \neq y_t^*$, i.e., if $t \leq T - 2$.

For each k , suppose that $y_t^{e,k} = y_t^{k-1} \in [y_t^*, y_t^{e,k-1}]$, with $y_t^{k-1} < y_t^{e,k-1}$ if $y_t^{e,k-1} \neq y_t^*$.

Then,

$$y_t^k = \log \left\{ \frac{\sum_{s \geq 1} Q_{t,t+s} \frac{1+\tau_{t+s}^{c,r}}{1+\tau_t^{c,r}} e^{y_{t+s}^{e,k}}}{\left(\beta^s \frac{\xi_{t+s}}{\xi_t} \right)^\sigma \left[Q_{t,t+s} \frac{1+\tau_{t+s}^{c,r}}{1+\tau_t^{c,r}} \right]^{1-\sigma}} \right\} \leq \log \left\{ \frac{\sum_{s \geq 1} Q_{t,t+s} \frac{1+\tau_{t+s}^{c,r}}{1+\tau_t^{c,r}} e^{y_{t+s}^{e,k-1}}}{\left(\beta^s \frac{\xi_{t+s}}{\xi_t} \right)^\sigma \left[Q_{t,t+s} \frac{1+\tau_{t+s}^{c,r}}{1+\tau_t^{c,r}} \right]^{1-\sigma}} \right\} = y_t^{k-1},$$

with strict inequality if $y_{t+s}^{e,k} \neq y_{t+s}^*$ for some $s \geq 1$. Also,

$$y_t^k = \log \left\{ \frac{\sum_{s \geq 1} Q_{t,t+s} \frac{1+\tau_{t+s}^{c,r}}{1+\tau_t^{c,r}} e^{y_{t+s}^{e,k}}}{\left(\beta^s \frac{\xi_{t+s}}{\xi_t} \right)^\sigma \left[Q_{t,t+s} \frac{1+\tau_{t+s}^{c,r}}{1+\tau_t^{c,r}} \right]^{1-\sigma}} \right\} \geq \log \left\{ \frac{\sum_{s \geq 1} Q_{t,t+s} \frac{1+\tau_{t+s}^{c,r}}{1+\tau_t^{c,r}} e^{y_{t+s}^*}}{\left(\beta^s \frac{\xi_{t+s}}{\xi_t} \right)^\sigma \left[Q_{t,t+s} \frac{1+\tau_{t+s}^{c,r}}{1+\tau_t^{c,r}} \right]^{1-\sigma}} \right\} = y_t^*.$$

This shows that y_t^k forms a decreasing sequence in k , $y_t^k \leq y_t^{k-1}$, and $y_t^k \rightarrow y_t^*$ as $k \rightarrow \infty$.

B Appendix: Bounded rationality – alternative models

In the benchmark model, we assume that people are standard level- k thinkers. However, our results do not depend crucially on the specific assumptions underlying this model of bounded rationality. In this appendix, we show that the main results of our model continue to hold under alternative models of bounded rationality. We first derive the benchmark model under a *generalized level- k thinking* model based on [Camerer et al. \(2004\)](#). Second, we show that our results are also robust to assuming that people have *reflective expectations* as in [García-Schmidt and Woodford \(2019\)](#). Finally, we also show that our results hold under the *shallow reasoning* model of [Angeletos and Sastry \(2020\)](#). For simplicity, we show this for the benchmark model without inflation, but these same principles hold more generally.

B.1 Generalized level- k thinking

In this section, we show that our results for the standard level- k thinking in the benchmark model go through in the generalized level- k thinking model. We restrict our analysis to the case in which policies are announced as targets, since we already discuss the implications of this model under rules in the main text.

While in standard level- k thinking, an individual with ability k believes that everyone else is level $k - 1$, the generalized model allows individuals to conjecture that the population is distributed across all lower cognitive levels. Formally, we assume that individuals with ability k believe that a fraction $f_k(j)$ of the population is level $j = 0, 1, \dots, k - 1$. The reasoning process is initialized with some equilibrium if the economy is populated by level-0 agents, Y_t^0 . For technical reasons, it is useful to define the beliefs $\{Y_t^{e,0}\}$ which justify $Y_t^0 = \mathcal{Y}_t \left(\left\{ Y_{t+s}^{e,0} \right\}_{s \geq 1} \right)$ for all t .

Level-1 agents believe that everyone is level 0, i.e., $f_1(0) = 1$, and so they believe that output is given by:

$$Y_t^{e,1} = Y_t^0.$$

The equilibrium in an economy where all individuals are level-1 is given by

$$Y_t^1 = \mathcal{Y}_t \left(\left\{ Y_{t+s}^{e,1} \right\}_{s \geq 1} \right).$$

Level-2 people believe that a fraction $f_2(0)$ and $f_2(1)$ are level 0 and 1, respectively. Under the assumptions discussed in section 2.2, we can write their beliefs as

$$Y_t^{e,2} = \sum_{j=0}^1 f_2(j) Y_t^j.$$

More generally, the level- k beliefs can be constructed recursively

$$Y_t^{e,k} = \sum_{j=0}^1 f_2(j) Y_t^j.$$

We assume that agents of different cognitive levels agree on the relative proportions of lower cognitive levels. Let $\gamma_k \equiv f_k(k-1)$ for all k . Then assumption (2.29) implies that $f_k(j) = (1 - \gamma_k) f_{k-1}(j)$ for $j \leq k-2$. We can write the expectation of level- k individuals as follows:

$$Y_t^{e,k} = (1 - \gamma_k) Y_t^{e,k-1} + \gamma_k Y_t^{k-1}. \quad (\text{B.1})$$

Intuitively, the beliefs of a level- k thinker are given by a weighted average of the beliefs of level $k-1$ agents and the temporary equilibrium that would arise under those beliefs. Standard level- k thinking corresponds to the case of $\gamma_k = 1$. By varying γ_k , we can control the intensity of learning across level- k iterations.

While the standard level- k thinking model assumes that everyone is level k , the generalized level- k thinking model also allows for heterogeneity cognitive abilities. We let $f(k)$ for $k = 0, 1, \dots$ denote the share of individuals who are level k in the economy. The observed equilibrium path is thus given by

$$Y_t = \sum_{k=0}^{\infty} f(k) Y_t^k. \quad (\text{B.2})$$

B.1.1 Government spending multipliers

We continue to define the level- k multiplier as $\Delta Y_t^k / \Delta G_t$ which is given by

$$\frac{\Delta Y_t^k}{\Delta G_t} = 1 + \Omega_t \sum_{s=1}^{T-t-1} \left[\frac{\Delta Y_{t+s}^{e,k}}{\Delta G_{t+s}} - 1 \right] \frac{\Delta G_{t+s}}{\Delta G_t},$$

where

$$\frac{\Delta Y_{t+s}^{e,k}}{\Delta G_{t+s}} = (1 - \gamma_k) \frac{\Delta Y_{t+s}^{e,k-1}}{\Delta G_{t+s}} + \gamma_k \frac{\Delta Y_{t+s}^{k-1}}{\Delta G_{t+s}}$$

for $k \geq 2$. The observed government spending multiplier is given by:

$$\frac{\Delta Y_t}{\Delta G_t} = \sum_{k=0}^{\infty} f(k) \frac{\Delta Y_t^k}{\Delta G_t}.$$

Suppose that $\Delta Y_t^{e,1} / \Delta G_t = \Delta Y_{t+s}^0 / \Delta G_{t+s} = \eta$, this implies that

$$\frac{\Delta Y_t^1}{\Delta G_t} = 1 + \Omega_t \sum_{s=1}^{T-t-1} [\eta - 1] \frac{\Delta G_{t+s}}{\Delta G_t}.$$

If $\eta < 1$, then $\Delta Y_t^1 / \Delta G_t \leq 1$ which implies that $\Delta Y_t^{e,2} / \Delta G_t \leq 1$. For any k , if $\Delta Y_t^{e,k} / \Delta G_t \leq 1$ then $\Delta Y_t^k / \Delta G_t \leq 1$, which implies that $\Delta Y_t^{e,k+1} / \Delta G_t \leq 1$. As a result, for any $f(k)$,

$$\frac{\Delta Y_t}{\Delta G_t} = \sum_{k=0}^{\infty} f(k) \frac{\Delta Y_t^k}{\Delta G_t} \leq 1.$$

If $\eta = 1$, then $\Delta Y_t^1 / \Delta G_t = 1$ which implies that $\Delta Y_t^{e,2} / \Delta G_t = 1$. For any k , if $\Delta Y_t^{e,k} / \Delta G_t = 1$ then $\Delta Y_t^k / \Delta G_t = 1$ for all k , which implies that $\Delta Y_t^{e,k+1} / \Delta G_t = 1$. As a result, for any $f(k)$,

$$\frac{\Delta Y_t}{\Delta G_t} = \sum_{k=0}^{\infty} f(k) \frac{\Delta Y_t^k}{\Delta G_t} = 1,$$

for all $f(k)$.

If $\eta > 1$, then $\Delta Y_t^1 / \Delta G_t \geq 1$ which implies that $\Delta Y_t^{e,2} / \Delta G_t \geq 1$. For any k , if $\Delta Y_t^{e,k} / \Delta G_t \geq 1$ then $\Delta Y_t^k / \Delta G_t \geq 1$, which implies that $\Delta Y_t^{e,k+1} / \Delta G_t \geq 1$. As a result, for any $f(k)$,

$$\frac{\Delta Y_t}{\Delta G_t} = \sum_{k=0}^{\infty} f(k) \frac{\Delta Y_t^k}{\Delta G_t} \geq 1.$$

Suppose that $1 - \Omega_t \sum_{s=1}^{T-t-1} \frac{\Delta G_{t+s}}{\Delta G_t} > 0$. Note that:

$$\frac{\Delta Y_t^1}{\Delta G_t} = \left\{ 1 - \Omega_t \sum_{s=1}^{T-t-1} \frac{\Delta G_{t+s}}{\Delta G_t} \right\} + \eta \left\{ \Omega_t \sum_{s=1}^{T-t-1} \frac{\Delta G_{t+s}}{\Delta G_t} \right\}.$$

If $\eta < 1$, then $\Delta Y_t^1 / \Delta G_t \geq \eta$ and $\Delta Y_t^{e,2} / \Delta G_t \geq \Delta Y_t^{e,1} / \Delta G_t = \eta$. This immediately implies that $\Delta Y_t^2 / \Delta G_t \geq \Delta Y_t^1 / \Delta G_t$. We now show that $\Delta Y_t^{e,k} / \Delta G_t$ and $\Delta Y_t^k / \Delta G_t$ are increasing in k . To see this, suppose that $\Delta Y_t^j / \Delta G_t \geq \Delta Y_t^{j-1} / \Delta G_t$ for all $j \leq k$ then this

implies that $\Delta Y_t^{e,k+1}/\Delta G_t \geq \Delta Y_t^{e,k}/\Delta G_t$. Furthermore,

$$\frac{\Delta Y_t^{k+1}}{\Delta G_t} = 1 + \Omega_t \sum_{s=1}^{T-t-1} \left[\frac{\Delta Y_{t+s}^{e,k+1}}{\Delta G_{t+s}} - 1 \right] \frac{\Delta G_{t+s}}{\Delta G_t} \geq 1 + \Omega_t \sum_{s=1}^{T-t-1} \left[\frac{\Delta Y_{t+s}^{e,k}}{\Delta G_{t+s}} - 1 \right] \frac{\Delta G_{t+s}}{\Delta G_t} = \frac{\Delta Y_t^k}{\Delta G_t}.$$

This shows that $\Delta Y_t^k/\Delta G_t$ is increasing in individual cognitive ability k . But the equilibrium spending multiplier depends on the full distribution $f(k)$. The analog statement to proposition 1 requires assumptions on the distribution $f(k)$. When comparing to economies, we say that one economy is strictly more sophisticated than another if its distribution of cognitive abilities first-order dominates the distribution of the second one. Formally, consider two economies with distributions $f^A(k)$ and $f^B(k)$. Suppose that $\sum_{s=0}^k f^A(s) \leq \sum_{s=0}^k f^B(s)$ for all k . Then, the government spending multiplier is higher in economy B than economy A .

If $\eta > 1$, then $\Delta Y_t^1/\Delta G_t \leq \eta$ and $\Delta Y_t^{e,2}/\Delta G_t \leq \Delta Y_t^{e,1}/\Delta G_t = \eta$. This immediately implies that $\Delta Y_t^2/\Delta G_t \leq \Delta Y_t^1/\Delta G_t$. We now show that $\Delta Y_t^{e,k}/\Delta G_t$ and $\Delta Y_t^k/\Delta G_t$ are decreasing in k . To see this, suppose that $\Delta Y_t^j/\Delta G_t \leq \Delta Y_t^{j-1}/\Delta G_t$ for all $j \leq k$ then this implies that $\Delta Y_t^{e,k+1}/\Delta G_t \leq \Delta Y_t^{e,k}/\Delta G_t$. Furthermore,

$$\frac{\Delta Y_t^{k+1}}{\Delta G_t} = 1 + \Omega_t \sum_{s=1}^{T-t-1} \left[\frac{\Delta Y_{t+s}^{e,k+1}}{\Delta G_{t+s}} - 1 \right] \frac{\Delta G_{t+s}}{\Delta G_t} \leq 1 + \Omega_t \sum_{s=1}^{T-t-1} \left[\frac{\Delta Y_{t+s}^{e,k}}{\Delta G_{t+s}} - 1 \right] \frac{\Delta G_{t+s}}{\Delta G_t} = \frac{\Delta Y_t^k}{\Delta G_t}.$$

This shows that $\Delta Y_t^k/\Delta G_t$ is increasing in individual cognitive ability k . But the equilibrium spending multiplier depends on the full distribution $f(k)$. The analog statement to proposition 1 requires assumptions on the distribution $f(k)$. When comparing to economies, we say that one economy is strictly more sophisticated than another if its distribution of cognitive abilities first-order dominates the distribution of the second one. Formally, consider two economies with distributions $f^A(k)$ and $f^B(k)$. Suppose that $\sum_{s=0}^k f^A(s) \leq \sum_{s=0}^k f^B(s)$ for all k . Then, the government spending multiplier is lower in economy B than economy A .

B.1.2 Consumption-tax policy

The equilibrium in this economy is given by

$$Y_t = \left(\frac{1 + \tau^c}{1 + \tau_t^c} \right)^\sigma \frac{(1 - \beta) \sum_{s=1}^{T-t-1} \left(\frac{1 + \tau_{t+s}^c}{1 + \tau^c} \right) \sum_{k=0}^{\infty} f(k) Y_{t+s}^{e,k} + 1}{(1 - \beta) \sum_{s=1}^{T-t-1} e^{\sigma(\chi - \rho)s} \left[\frac{1 + \tau_{t+s}^c}{1 + \tau^c} \right]^{1 - \sigma} + e^{(T-t)\sigma(\chi - \rho)}}.$$

As before, beliefs about future output $Y_{t+s}^{e,k}$ for any k is only a function of future tax policy, which implies that the analog construction of tax policy τ_t^c implements $Y_t = 1$. Note, however, that this policy may now imply consumption heterogeneity across different cognitive levels, because they may have different beliefs about future output. As it turns out, this is not the case if $Y_t^{e,1} = 1$. We show this next.

Suppose now that $Y_t^{e,1} = 1$. Then, announcing the tax policy $\tau_t^{c,*}$ implies that $Y_t^1 = 1$. It then follows that $Y_t^{e,k} = Y_t^k = 1$ for all k . As a result,

$$Y_t = 1$$

for any $f(k)$. This shows that proposition 2 continues to hold.

B.2 Reflective expectations

García-Schmidt and Woodford (2019) describe a different process of belief formation which they call *reflective expectations*. This process allows cognitive ability to vary continuously but is otherwise similar in spirit to level k . Indexing beliefs by the cognitive ability n , García-Schmidt and Woodford (2019) assume that beliefs evolve according to

$$\frac{dY_t^{e,n}}{dn} = Y_t^n - Y_t^{e,n},$$

for $n \geq 0$ and starting from the initial expectations $Y_t^{e,0}$, where Y_t^n denotes the equilibrium in an economy with level- n people. We use superscript k to denote equilibria and beliefs under level- k thinking and superscript n to denote equilibria and beliefs under reflective expectations.

García-Schmidt and Woodford (2019) show that the beliefs of a level- n individual with reflective expectations are equivalent to a convex combination of standard level- k beliefs determined by a Poisson distribution with mean n , i.e.,

$$Y_t^{e,n} = \sum_{k=1}^{\infty} \frac{n^{k-1} e^{-n}}{(k-1)!} Y_t^{e,k}, \quad (\text{B.3})$$

where $Y_t^{e,k}$ denote the beliefs that standard level- k thinkers have, which we develop in section 2. Equation (B.3) can be used to analyze the relationship between the equilibrium properties of standard level- k thinking and reflective expectations economies.

B.2.1 Government spending multipliers

For the case of the government spending multiplier, the beliefs of a level n individual can be computed from the beliefs under level- k thinking as follows:

$$\frac{\Delta Y_t^{e,n}}{\Delta G_t} = \sum_{k=1}^{\infty} \frac{n^{k-1} e^{-n}}{(k-1)!} \frac{\Delta Y_t^{e,k}}{\Delta G_t}.$$

Suppose $\eta < 1$. Since $\Delta Y_t^k / \Delta G_t \leq 1$ for all k , then $\Delta Y_t^{e,n} / \Delta G_t \leq 1$ for all n . Also, since the level- k multiplier increases with k , then so does the level- n belief over the multiplier. Suppose $\eta = 1$. Since $\Delta Y_t^k / \Delta G_t = 1$ for all k , then $\Delta Y_t^{e,n} / \Delta G_t = 1$ for all n . Suppose $\eta > 1$. Since $\Delta Y_t^k / \Delta G_t \geq 1$ for all k , then $\Delta Y_t^{e,n} / \Delta G_t \geq 1$ for all n . Also, since the level- k multiplier decreases with k , then so does the level- n belief over the multiplier.

The equilibrium spending multiplier under reflective expectations is given by:

$$\frac{\Delta Y_t^n}{\Delta G_t} = 1 + \Omega_t \sum_{s=1}^{T-t-1} \left[\frac{\Delta Y_{t+s}^{e,n}}{\Delta G_{t+s}} - 1 \right] \frac{\Delta G_{t+s}}{\Delta G_t}.$$

This relationship follows directly from Lemma 1. If $\eta < 1$ then since $\Delta Y_t^{e,n} / \Delta G_t \leq 1$ for all t , then $\Delta Y_t^n / \Delta G_t \leq 1$ for all t . Also, since the $\Delta Y_t^{e,n} / \Delta G_t$ is increasing with n , then $\Delta Y_t^n / \Delta G_t$ is increasing in n . If $\eta = 1$ then since $\Delta Y_t^{e,n} / \Delta G_t = 1$ for all t , then $\Delta Y_t^n / \Delta G_t = 1$ for all t . If $\eta > 1$ then since $\Delta Y_t^{e,n} / \Delta G_t \geq 1$ for all t , then $\Delta Y_t^n / \Delta G_t \geq 1$ for all t . Also, since the $\Delta Y_t^{e,n} / \Delta G_t$ is decreasing with n , then $\Delta Y_t^n / \Delta G_t$ is decreasing in n .

B.2.2 Consumption-tax policy

The temporary equilibrium with reflective expectations is given by:

$$Y_t^n = \left(\frac{1 + \tau^c}{1 + \tau_t^c} \right)^\sigma \frac{(1 - \beta) \sum_{s=1}^{T-t-1} \left(\frac{1 + \tau_{t+s}^c}{1 + \tau^c} \right) Y_{t+s}^{e,n} + 1}{(1 - \beta) \sum_{s=1}^{T-t-1} e^{\sigma(\chi - \rho)s} \left[\frac{1 + \tau_{t+s}^c}{1 + \tau^c} \right]^{1 - \sigma} + e^{(T-t)\sigma(\chi - \rho)}},$$

where

$$\frac{dY_t^{e,n}}{dn} = Y_t^n - Y_t^{e,n}.$$

As it turns out, the results of Proposition 2 extend to the model with reflective expectations. We prove this result below.

Set τ_{T-1}^c to the value implied by (A.1). Then, proceed recursively from that date. For each $t \leq T - 2$, fix τ_{t+s}^c for $s \geq 1$. These imply a path for $Y_{t+s}^{e,n}$ for $s \geq 1$. Let us choose τ_t^c

so that

$$\left(\frac{1 + \tau^c}{1 + \tau_t^c}\right)^\sigma \frac{(1 - \beta) \sum_{s=1}^{T-t-1} \left(\frac{1 + \tau_{t+s}^c}{1 + \tau^c}\right) Y_{t+s}^{e,n} + 1}{(1 - \beta) \sum_{s=1}^{T-t-1} e^{\sigma(\chi - \rho)s} \left[\frac{1 + \tau_{t+s}^c}{1 + \tau^c}\right]^{1-\sigma} + e^{(T-t)\sigma(\chi - \rho)}} = 1$$

or, equivalently,

$$1 + \tau_t^c = (1 + \tau^c) \left(\frac{(1 - \beta) \sum_{s=1}^{T-t-1} \left(\frac{1 + \tau_{t+s}^c}{1 + \tau^c}\right) Y_{t+s}^{e,k} + 1}{(1 - \beta) \sum_{s=1}^{T-t-1} e^{\sigma(\chi - \rho)s} \left[\frac{1 + \tau_{t+s}^c}{1 + \tau^c}\right]^{1-\sigma} + e^{(T-t)\sigma(\chi - \rho)}} \right)^{1/\sigma}.$$

This implies that

$$Y_t^n = 1$$

for all t .

Suppose that $Y_t^{e,0} = 1$ and

$$\tau_t^c = \tau_t^{c,*} = (1 + \tau^c) e^{-(T-t)(\chi - \rho)} - 1.$$

Then,

$$Y_t^0 = \left(\frac{1 + \tau^c}{1 + \tau_t^{c,*}}\right)^\sigma \frac{(1 - \beta) \sum_{s=1}^{T-t-1} \left(\frac{1 + \tau_{t+s}^{c,*}}{1 + \tau^c}\right) + 1}{(1 - \beta) \sum_{s=1}^{T-t-1} e^{\sigma(\chi - \rho)s} \left[\frac{1 + \tau_{t+s}^c}{1 + \tau^c}\right]^{1-\sigma} + e^{(T-t)\sigma(\chi - \rho)}} = 1$$

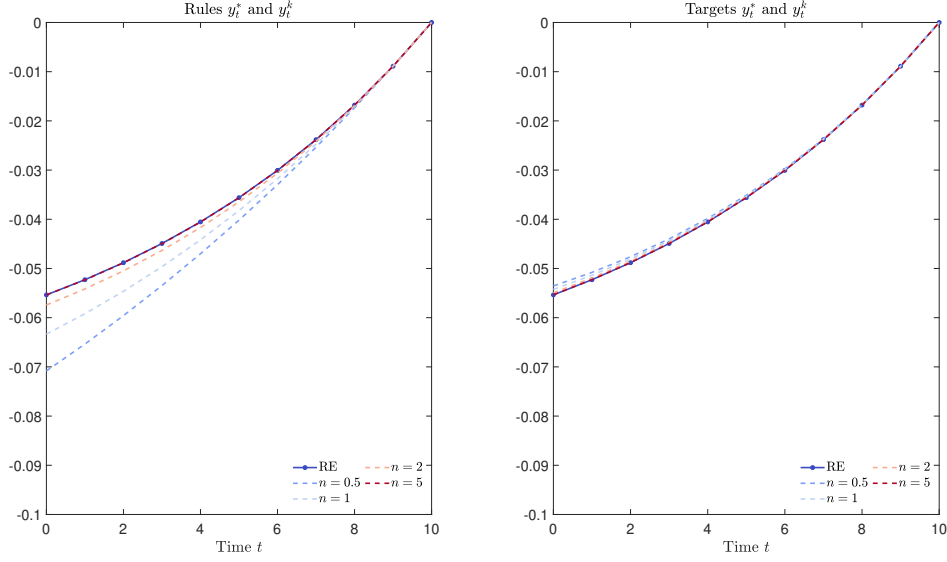
and

$$\frac{dY_t^{e,n}}{dn} \Big|_{n=0} = Y_t^0 - Y_t^{e,0} = 1 - 1 = 0,$$

which implies that $dY_t^n/dn = 0$ for all n and then $Y_t^n = Y_t^0 = 1$ for all n .

Rules versus targets Figure B.1 shows the reflective equilibria for different levels of n both for rules-based communication and targets-communication in the left and right panels, respectively. Consistent with the results for the generalized level- k model, output contracts more sharply for lower levels of cognitive ability. As highlighted by Angeletos and Sastry (2020), the peculiar oscillatory feature that is present under standard level- k thinking does not arise under reflective expectations. We see that as cognitive ability rises, output converges to that under rational expectations. Also in line with the results in the baseline model, we see that, with targets, output contracts less with lower levels of cognitive sophistication and the level of output also converges to the rational expectations equilibrium as n increases.

Figure B.1: Rules versus targets



This confirms the claim in the paper that all the results in the benchmark model extend to the reflective expectations model.

B.3 Shallow reasoning

Angeletos and Sastry (2020) describe a different process of belief formation which they refer to as *shallow reasoning*. In this model it is assumed that everyone is rational and attentive, knows that everyone else is rational but believe that only a fraction λ are attentive to changes in the economic environment. For simplicity, we work with the linearized equilibrium relation. The consumption of individual i can be written as follows:

$$c_{i,t} = (1 - \beta) \sum_{s=0}^{T-1-(t-s)} \beta^s \frac{Y}{C} [\mathbb{E}_i y_{t+s} - g_{t+s}] - \sigma \beta \sum_{s=0}^{T-1-t} \beta^s \{r_{t+s} - \Delta \hat{\tau}_{t+s+1}^c + \chi_{t+s}\},$$

where $\mathbb{E}_i [y_t]$ denotes individual i 's expectation of output. Lower-case letters denote log-deviations from steady-state values, except for $g_t = G_t/Y$. Market clearing requires $y_t = \frac{C}{Y} \int c_{i,t} di + g_t$. Individual i fully understands that other individuals have the same policy function, conditional on their beliefs. Using the market clearing condition we can write

$$y_t = g_t + (1 - \beta) \sum_{s=1}^{T-1-t} \beta^{s-1} [\bar{\mathbb{E}} y_{t+s} - g_{t+s}] - \frac{C}{Y} \sigma \sum_{s=0}^{T-1-t} \beta^s \{r_{t+s} - \Delta \hat{\tau}_{t+s+1}^c + \chi_{t+s}\},$$

where $\bar{\mathbb{E}}[y_t] \equiv \int_0^1 \mathbb{E}_i[y_t] di$ denotes the average expectation in the economy. Let

$$\Psi_t \equiv g_t - (1 - \beta) \sum_{s=1}^{T-1-t} \beta^{s-1} g_{t+s} - \frac{C}{Y} \sigma \beta \sum_{s=0}^{T-1-t} \beta^s \{r_{t+s} - \Delta \hat{\tau}_{t+s+1}^c + \chi_{t+s}\}$$

We can write

$$\mathbf{y} = (1 - \beta) \mathbf{M} \bar{\mathbb{E}}[\mathbf{y}] + \Psi$$

where

$$\mathbf{y} \equiv \begin{bmatrix} y_0 \\ y_1 \\ \dots \\ y_{T-1} \end{bmatrix}, \quad \mathbf{M} \equiv \begin{bmatrix} 0 & 1 & \beta & \dots & \beta^{T-1} \\ 0 & 0 & 1 & \dots & \beta^{T-2} \\ \dots & \dots & \dots & \dots & \dots \\ 0 & 0 & 0 & \dots & 0 \end{bmatrix}, \quad \Psi \equiv \begin{bmatrix} \Psi_0 \\ \Psi_1 \\ \dots \\ \Psi_{T-1} \end{bmatrix}.$$

This implies that

$$\bar{\mathbb{E}}[\mathbf{y}] = (1 - \beta) \mathbf{M} \bar{\mathbb{E}}^2[\mathbf{y}] + \bar{\mathbb{E}}[\Psi],$$

where $\bar{\mathbb{E}}^h[\cdot] \equiv \bar{\mathbb{E}}[\bar{\mathbb{E}}^{h-1}[\cdot]]$. Note that the law of iterated expectations does not apply for the average expectation. Then, iterating on this relation and using the fact that \mathbf{M}^h converges to a zero matrix as h goes to infinity, we obtain

$$\bar{\mathbb{E}}[\mathbf{y}] = \sum_{h=1}^{\infty} \{(1 - \beta) \mathbf{M}\}^{h-1} \bar{\mathbb{E}}^h[\Psi].$$

Following [Angeletos and Sastry \(2020\)](#), the behavioral assumptions imply that $\bar{\mathbb{E}}^h[\Psi] = \lambda^h \Psi$, and so

$$\bar{\mathbb{E}}[\mathbf{y}] = \lambda [\mathbf{I} - (1 - \beta) \mathbf{M} \lambda]^{-1} \Psi = \lambda \mathbf{y},$$

where the last equality follows from the fact that

$$\begin{aligned} \mathbf{y} &= (1 - \beta) \mathbf{M} \bar{\mathbb{E}}[\mathbf{y}] + \Psi = (1 - \beta) \mathbf{M} \lambda [\mathbf{I} - (1 - \beta) \mathbf{M} \lambda]^{-1} \Psi + \Psi \\ &= [\mathbf{I} - (1 - \beta) \mathbf{M} \lambda]^{-1} \Psi \end{aligned}$$

As a result, we can write the equilibrium relation as:

$$y_t = g_t + (1 - \beta) \sum_{s=1}^{T-1-t} \beta^{s-1} [\lambda y_{t+s} - g_{t+s}] - \frac{C}{Y} \sigma \beta \sum_{s=0}^{T-1-t} \beta^s \{r_{t+s} - \Delta \hat{\tau}_{t+s+1}^c + \chi_{t+s}\}. \quad (\text{B.4})$$

B.3.1 Government spending multipliers

Using the equilibrium relation (B.4), we find that the fiscal spending multiplier solves the following recursion:

$$\frac{\Delta Y_t}{\Delta G_t} = 1 + (1 - \beta) \sum_{s=1}^{T-1-t} \beta^{s-1} \left[\lambda \frac{\Delta Y_{t+s}}{\Delta G_{t+s}} - 1 \right] \frac{\Delta G_{t+s}}{\Delta G_t}. \quad (\text{B.5})$$

For consistency with earlier results, the multiplier is expressed in terms of levels of Y_t and G_t . As in the benchmark model, the date $T - 1$ fiscal multiplier is the same as the rational expectations fiscal multiplier:

$$\frac{\Delta Y_{T-1}}{\Delta G_{T-1}} = 1.$$

This then implies that

$$\frac{\Delta Y_{T-2}}{\Delta G_{T-2}} = 1 - (1 - \beta) [1 - \lambda] \frac{\Delta G_{T-1}}{\Delta G_{T-2}}.$$

Since $\lambda < 1$, then $\Delta Y_{T-2}/\Delta G_{T-2} < 1$. As $\lambda \rightarrow 1$ then $\Delta Y_{T-2}/\Delta G_{T-2} \rightarrow 1$ which coincides with the rational expectations multiplier. We can also see that the fiscal multiplier is monotonically increasing in λ ,

$$\frac{d \frac{\Delta Y_{T-2}}{\Delta G_{T-2}}}{d\lambda} = (1 - \beta) \frac{\Delta G_{T-1}}{\Delta G_{T-2}} > 0,$$

so as λ increases the multiplier gets closer to the rational expectations multiplier. Via standard inductive arguments these properties extend to all time t multipliers. To see this result, note that for $\lambda < 1$, if $\Delta Y_{t+s}/\Delta G_{t+s} \leq 1$ for all $s \geq 1$ then

$$\frac{\Delta Y_t}{\Delta G_t} = 1 + (1 - \beta) \sum_{s=1}^{T-1-t} \beta^{s-1} \left[\lambda \frac{\Delta Y_{t+s}}{\Delta G_{t+s}} - 1 \right] \frac{\Delta G_{t+s}}{\Delta G_t} < 1.$$

Furthermore,

$$\lim_{\lambda \rightarrow 1} \frac{\Delta Y_t}{\Delta G_t} = 1 + (1 - \beta) \sum_{s=1}^{T-1-t} \beta^{s-1} \left[\lim_{\lambda \rightarrow 1} \frac{\Delta Y_{t+s}}{\Delta G_{t+s}} - 1 \right] \frac{\Delta G_{t+s}}{\Delta G_t} = 1$$

as long as $\lim_{\lambda \rightarrow 1} \frac{\Delta Y_{t+s}}{\Delta G_{t+s}} = 1$. This result shows that all time t spending multipliers converge to the rational expectations multipliers as λ goes to one. Furthermore, under the

assumption that

$$1 - (1 - \beta) \sum_{s=1}^{T-1-t} \beta^{s-1} \frac{\Delta G_{t+s}}{\Delta G_t} > 0, \quad (\text{B.6})$$

we find that $\Delta Y_t / \Delta G_t > 0$ for all t . Differentiating (B.5) with respect to λ , we obtain:

$$\frac{d \frac{\Delta Y_t}{\Delta G_t}}{d\lambda} = (1 - \beta) \sum_{s=1}^{T-1-t} \beta^{s-1} \left[\frac{\Delta Y_{t+s}}{\Delta G_{t+s}} + \lambda \frac{d \frac{\Delta Y_{t+s}}{\Delta G_{t+s}}}{d\lambda} \right] \frac{\Delta G_{t+s}}{\Delta G_t}.$$

Under assumption (B.6), we know that $\Delta Y_{t+s} / \Delta G_{t+s} > 0$. Then, if

$$\frac{d \frac{\Delta Y_{t+s}}{\Delta G_{t+s}}}{d\lambda} > 0,$$

then $d \frac{\Delta Y_t}{\Delta G_t} / d\lambda > 0$. Since we have shown that $d \frac{\Delta Y_{T-2}}{\Delta G_{T-2}} / d\lambda > 0$, then it is true that $d \frac{\Delta Y_t}{\Delta G_t} / d\lambda > 0$ for all t . This confirms that the shallow reasoning spending multiplier is increasing in the sophistication parameter λ .

Finally, suppose that $\Delta G_t = \zeta^t \Delta G_0$ for $\zeta > 0$, then

$$\frac{\Delta Y_{T-2}}{\Delta G_{T-2}} = 1 - (1 - \beta) [1 - \lambda] \zeta \Rightarrow d \frac{\Delta Y_{T-2}}{\Delta G_{T-2}} / d\zeta < 0$$

and

$$\frac{\Delta Y_t}{\Delta G_t} = 1 + (1 - \beta) \sum_{s=1}^{T-1-t} \beta^{s-1} \left[\lambda \frac{\Delta Y_{t+s}}{\Delta G_{t+s}} - 1 \right] \zeta^s. \quad (\text{B.7})$$

$$d \frac{\Delta Y_t}{\Delta G_t} / d\zeta = (1 - \beta) \sum_{s=1}^{T-1-t} \beta^{s-1} \lambda \frac{d \frac{\Delta Y_{t+s}}{\Delta G_{t+s}}}{d\zeta} \zeta^s + (1 - \beta) \sum_{s=1}^{T-1-t} \beta^{s-1} \left[\underbrace{\lambda \frac{\Delta Y_{t+s}}{\Delta G_{t+s}} - 1}_{< 0} \right] s \zeta^{s-1} < 0$$

as long as $d \frac{\Delta Y_{t+s}}{\Delta G_{t+s}} / d\zeta < 0$. As a result, the spending multiplier is decreasing in the persistence of government spending.

B.3.2 Consumption-tax policy

Suppose that $g_t = 0$ for all t and for simplicity suppose that $Y = C$. Interest rates are at the ZLB for $t \leq T - 1$, and go back to steady state levels for $t \geq T$:

$$r_t = \log R_t - \rho = \begin{cases} -\rho & \text{if } t \leq T - 1 \\ 0 & \text{if } t \geq T. \end{cases}$$

Then, we find that for $t \geq T$ output is back to steady state $y_t = 0$. However, for $t \leq T - 1$ output solves the fixed-point system of equations of $\{y_t\}_{t=0}^{T-1}$:

$$y_t = (1 - \beta) \sum_{s=1}^{T-1-t} \beta^{s-1} \lambda y_{t+s} - \sigma \sum_{s=0}^{T-1-t} \beta^s \{(\chi - \rho) - (\hat{\tau}_{t+s+1}^c - \hat{\tau}_{t+s}^c)\}. \quad (\text{B.8})$$

Then, consider the policy that implements full stabilization under rational expectations:

$$1 + \tau_t^c = (1 + \tau^c) e^{-(T-t)(\chi - \rho)}$$

which implies that

$$\frac{1 + \tau_t^c}{1 + \tau_{t+1}^c} = e^{-(\chi - \rho)} \Rightarrow \hat{\tau}_{t+1}^c - \hat{\tau}_t^c = \chi - \rho.$$

Replacing these consumption taxes in the equilibrium relation (B.8), we obtain

$$y_t = (1 - \beta) \sum_{s=1}^{T-1-t} \beta^{s-1} \lambda y_{t+s},$$

which implies that $y_t = 0$ for all t is a shallow reasoning equilibrium under this policy. In sum, the same policy that implements the flexible-price allocation under rational expectations also implements the flexible-price allocation irrespective of the degree of rationality λ .

Rules versus targets Consider now the case in which policy is designed as rules, i.e., such that interest rates and consumption taxes are set so that

$$r_t = \max \{ \phi_y y_t, -\rho \},$$

and

$$\hat{\tau}_{t+1}^c - \hat{\tau}_t^c = \min \{ \phi_y y_t + \rho, 0 \}$$

which implies that:

$$r_t + \hat{\tau}_{t+1}^c - \hat{\tau}_t^c = \phi_y y_t.$$

The shallow reasoning equilibrium is a solution to the fixed point system of equations given by:

$$y_t = -\frac{\sigma \chi}{1 + \sigma \phi_y} \frac{1 - \beta^{T-t}}{1 - \beta} - \left(\beta - \frac{1}{1 + \sigma \phi_y} \right) \sum_{s=1}^{T-1-t} \beta^{s-1} \lambda y_{t+s}.$$

As before, if $\lambda = 1$, then $y_t = -\frac{\chi}{\phi_y} \left[1 - (1 + \sigma\phi_y)^{-(T-t)} \right] = y_t^* < 0$ which is the rational expectations equilibrium. Furthermore, note that for $t = T - 1$:

$$y_{T-1} = -\frac{\sigma\chi}{1 + \sigma\phi_y} = y_{T-1}^* < 0$$

for any λ . Next, we show that, if $\beta > (1 + \sigma\phi_y)^{-1}$, for $\lambda < 1$, $y_t < y_t^*$ for all $t \leq T - 2$.

Output at time $t = T - 2$ is given by

$$\begin{aligned} y_{T-2} &= -\frac{\sigma\chi}{1 + \sigma\phi_y} \frac{1 - \beta^2}{1 - \beta} - \left(\beta - \frac{1}{1 + \sigma\phi_y} \right) \lambda y_{T-1} \\ &< -\frac{\sigma\chi}{1 + \sigma\phi_y} \frac{1 - \beta^2}{1 - \beta} - \left(\beta - \frac{1}{1 + \sigma\phi_y} \right) y_{T-1}^* = y_{T-2}^*, \end{aligned}$$

which shows that $y_{T-2} < y_{T-2}^*$. Furthermore, we also find that $\lambda y_{T-2} > y_{T-2}^*$, which follows from the fact that:

$$\begin{aligned} \lambda y_{T-2} - y_{T-2}^* &= -\frac{\sigma\chi}{1 + \sigma\phi_y} \frac{1 - \beta^2}{1 - \beta} (\lambda - 1) - \left(\beta - \frac{1}{1 + \sigma\phi_y} \right) (\lambda^2 y_{T-1} - y_{T-1}^*) \\ &= (\lambda - 1) \left\{ -\frac{\sigma\chi}{1 + \sigma\phi_y} \frac{1 - \beta^2}{1 - \beta} - \left(\beta - \frac{1}{1 + \sigma\phi_y} \right) (\lambda + 1) y_{T-1}^* \right\} \\ &> (\lambda - 1) \left\{ -\frac{\sigma\chi}{1 + \sigma\phi_y} \frac{1 - \beta^2}{1 - \beta} - \left(\beta - \frac{1}{1 + \sigma\phi_y} \right) y_{T-1}^* \right\} = (\lambda - 1) y_{T-2}^* > 0. \end{aligned}$$

Therefore, we find that $y_{T-2} < y_{T-2}^*$, but $\lambda y_{T-2} > y_{T-2}^*$, i.e., $y_{T-2} \in (\lambda^{-1} y_{T-2}^*, y_{T-2}^*)$. For any t , suppose that $y_{t+s} \in (\lambda^{-1} y_{t+s}^*, y_{t+s}^*)$ for all $s = 1, \dots, T - t - 1$, then

$$\begin{aligned} y_t &= -\frac{\sigma\chi}{1 + \sigma\phi_y} \frac{1 - \beta^{T-t}}{1 - \beta} - \left(\beta - \frac{1}{1 + \sigma\phi_y} \right) \sum_{s=1}^{T-1-t} \beta^{s-1} \lambda y_{t+s} \\ &< -\frac{\sigma\chi}{1 + \sigma\phi_y} \frac{1 - \beta^{T-t}}{1 - \beta} - \left(\beta - \frac{1}{1 + \sigma\phi_y} \right) \sum_{s=1}^{T-1-t} \beta^{s-1} \lambda \lambda^{-1} y_{t+s}^* = y_t^*. \end{aligned}$$

Furthermore, we also find that $\lambda y_t > y_t^*$, which follows from the fact that

$$\begin{aligned}
\lambda y_t - y_t^* &= -\frac{\sigma\chi}{1+\sigma\phi_y} \frac{1-\beta^{T-t}}{1-\beta} (\lambda-1) - \left(\beta - \frac{1}{1+\sigma\phi_y}\right) \sum_{s=1}^{T-1-t} \beta^{s-1} (\lambda^2 y_{t+s} - y_{t+s}^*) \\
&> -\frac{\sigma\chi}{1+\sigma\phi_y} \frac{1-\beta^{T-t}}{1-\beta} (\lambda-1) - \left(\beta - \frac{1}{1+\sigma\phi_y}\right) \sum_{s=1}^{T-1-t} \beta^{s-1} (\lambda^2 y_{t+s}^* - y_{t+s}^*) \\
&= (\lambda-1) \left[-\frac{\sigma\chi}{1+\sigma\phi_y} \frac{1-\beta^{T-t}}{1-\beta} - \left(\beta - \frac{1}{1+\sigma\phi_y}\right) \sum_{s=1}^{T-1-t} \beta^{s-1} (\lambda+1) y_{t+s}^* \right] \\
&> (\lambda-1) \left[-\frac{\sigma\chi}{1+\sigma\phi_y} \frac{1-\beta^{T-t}}{1-\beta} - \left(\beta - \frac{1}{1+\sigma\phi_y}\right) \sum_{s=1}^{T-1-t} \beta^{s-1} y_{t+s}^* \right] \\
&> (\lambda-1) y_t^* > 0.
\end{aligned}$$

Then, by induction, we find that $y_t \in (\lambda^{-1} y_t^*, y_t^*]$, which shows that the stabilizing power of fiscal policy under rules becomes weaker.

Suppose now, that the policy is communicated as targets. We show that under targets-based communication $y_t \geq y_t^*$ for all t . First, using (B.8) we find that:

$$\lim_{\lambda \rightarrow 0} y_t = -\sigma \sum_{s=0}^{T-1-t} \beta^s \{(\chi - \rho) - (\hat{\tau}_{t+s+1}^{c,r} - \hat{\tau}_{t+s}^{c,r})\} < 0,$$

and

$$\frac{dy_{T-2}}{d\lambda} = (1-\beta) y_{T-1}^* < 0 \Rightarrow y_{T-2} < 0,$$

for all λ . Now, note that

$$\frac{dy_t}{d\lambda} = (1-\beta) \sum_{s=1}^{T-1-t} \beta^{s-1} y_{t+s} + (1-\beta) \sum_{s=1}^{T-1-t} \beta^{s-1} \lambda \frac{dy_{t+s}}{d\lambda}.$$

So, as long as $y_{t+s} \leq 0$ and $dy_{t+s}/d\lambda \leq 0$ for all $s \geq 1$, with one strict inequality, then we find that $dy_t/d\lambda < 0$ and $y_t < 0$. Furthermore, to show that $y_t > y_t^*$, note that

$$y_t - y_t^* = (1-\beta) \sum_{s=1}^{T-1-t} \beta^{s-1} \{\lambda y_{t+s} - y_{t+s}^*\}.$$

As before, this implies that $y_{T-1} = y_{T-1}^*$. Now, evaluating time $t = T-1$, we see that

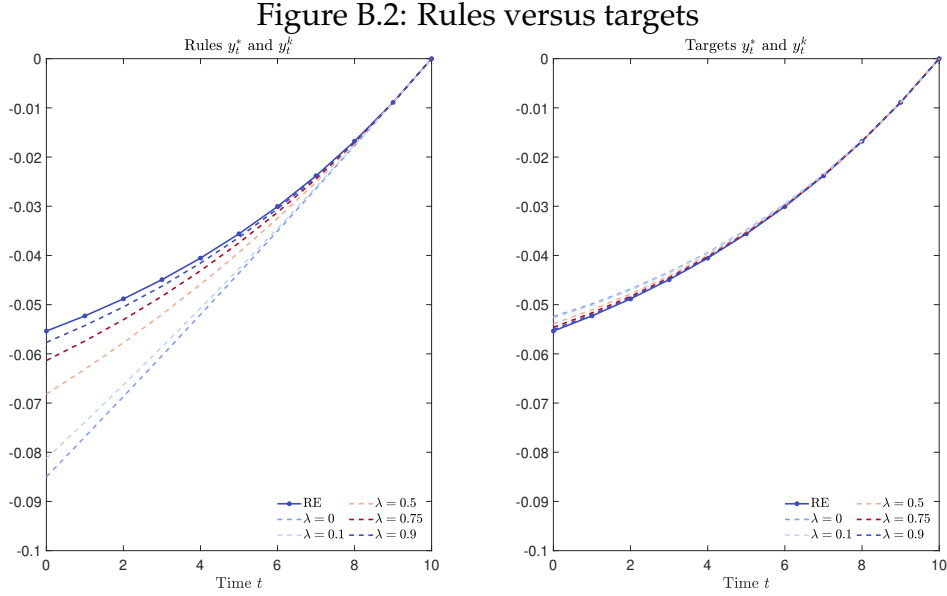
$$y_{T-2} - y_{T-2}^* = (1-\beta) \{\lambda - 1\} y_{T-1}^* > 0 \Rightarrow y_{T-2} > y_{T-2}^*.$$

This result serves as the base for the inductive argument. Suppose that $0 > y_{t+2} > y_{t+2}^*$

for all s , then

$$y_t - y_t^* = \sum_{s=1}^{T-1-t} \beta^{s-1} \{\lambda y_{t+s} - y_{t+s}^*\} > 0.$$

Figure B.2 shows the equilibrium path for log-output in the economy with shallow reasoning for different levels of λ . As highlighted by Angeletos and Sastry (2020), the peculiar oscillatory feature that is present under simple level- k thinking does not arise under reflective expectations. We see that as cognitive ability rises, output converges to that under rational expectations. Also in line with the results in the baseline model, we see



that, with targets, output contracts less with lower levels of cognitive sophistication and the level of output also converges to the rational expectations equilibrium as λ increases.

This confirms the claim in the paper that all the results in the benchmark model extend to the shallow reasoning model.

C Appendix to section 3

C.1 Consumption function

The household's optimal consumption plan satisfies:

$$C_t = \frac{\sum_{s \geq 0} Q_{t,t+s} \left\{ (1 - \tau_{t+s}^n) W_{t+s}^e N_{t+s}^e + \Omega_{t+s}^e - T_{t+s}^e \right\} + R_{t-1} B_t}{P_t (1 + \tau_t) \left[1 + \sum_{s \geq 1} \left(\beta^s \frac{\xi_{t+s}}{\xi_t} \right)^\sigma \left[Q_{t,t+s} \frac{P_{t+s}^e (1 + \tau_{t+s}^c)}{P_t (1 + \tau_t)} \right]^{1-\sigma} \right]}.$$

Given their beliefs for output, the household's expectations for lump-sum taxes are given by 3.6. Replacing beliefs for lump-sum taxes, we obtain:

$$C_t = \frac{\sum_{s \geq 0} Q_{t,t+s} \{W_{t+s}^e N_{t+s}^e + \tau_{t+s}^c P_{t+s}^e C_{t+s}^e + \Omega_{t+s}^e - P_{t+s}^e G_{t+s}^e\}}{P_t (1 + \tau_t^c) \left[1 + \sum_{s \geq 1} \left(\beta^s \frac{\xi_{t+s}}{\xi_t} \right)^\sigma \left[Q_{t,t+s} \frac{P_{t+s}^e (1 + \tau_{t+s}^c)}{P_t (1 + \tau_t^c)} \right]^{1-\sigma} \right]}.$$

Using the fact that

$$Y_{t+s}^e = \frac{W_{t+s}^e}{P_{t+s}^e} N_{t+s}^e + \frac{\Omega_{t+s}^e}{P_{t+s}^e}$$

and

$$C_{t+s}^e = Y_{t+s}^e - G_{t+s}$$

we can write the consumption function as

$$C_t = \frac{\sum_{s \geq 0} Q_{t,t+s} P_{t+s}^e \{Y_{t+s}^e - G_{t+s} + \tau_{t+s}^c (Y_{t+s}^e - G_{t+s})\}}{P_t (1 + \tau_t^c) \left[1 + \sum_{s \geq 1} \left(\beta^s \frac{\xi_{t+s}}{\xi_t} \right)^\sigma \left[Q_{t,t+s} \frac{P_{t+s}^e (1 + \tau_{t+s}^c)}{P_t (1 + \tau_t^c)} \right]^{1-\sigma} \right]},$$

or equivalently

$$C_t = \frac{\sum_{s \geq 0} Q_{t,t+s} \frac{P_{t+s}^e (1 + \tau_{t+s}^c)}{P_t (1 + \tau_t^c)} [Y_{t+s}^e - G_{t+s}]}{1 + \sum_{s \geq 1} \left(\beta^s \frac{\xi_{t+s}}{\xi_t} \right)^\sigma \left[Q_{t,t+s} \frac{P_{t+s}^e (1 + \tau_{t+s}^c)}{P_t (1 + \tau_t^c)} \right]^{1-\sigma}}$$

C.2 Unions and wage setting

In this appendix we solve the problem of the union and derive the wage equation 3.8. The problem of a union that gets to reset its wage is

$$\max_{w_{u,t}, \{\tilde{n}_{u,t+s}\}_{s \geq 0}} \sum_{s \geq 0} (\beta \lambda)^s \left\{ u'(C_{t+s}^e) \frac{1 - \tau_{t+s}^n}{1 + \tau_{t+s}^c} \frac{w_{u,t} \tilde{n}_{u,t+s}}{P_{t+s}^e} - v'(L_{t+s}^e) \tilde{n}_{u,t+s} \right\}$$

subject to the constraint

$$\tilde{n}_{u,t+s} = \left(\frac{w_{u,t}}{W_{t+s}^e} \right)^{-\theta} N_{t+s}^e.$$

Because every union represents an infinitesimal number of workers in each household, the union does not directly affect aggregate consumption, C_t , hours worked by the household, L_t , the composite labor input, N_t , aggregate wages, W_t , and prices, P_t . As discussed in the main text, we assume that the union has rational expectations with respect to the

exogenous variables, but is boundedly rational with respect to future endogenous variables.

The optimal reset wage W_t^* solves the following first order condition:

$$\sum_{s \geq 0} (\beta\lambda)^s \left\{ -(\theta - 1) u'(C_{t+s}^e) \frac{1 - \tau_{t+s}^n}{1 + \tau_{t+s}^c} \frac{W_t^* \left(\frac{W_t^*}{W_{t+s}^e}\right)^{-\theta} N_{t+s}^e}{P_{t+s}^e} + \theta v'(L_{t+s}^e) \left(\frac{W_t^*}{W_{t+s}^e}\right)^{-\theta} N_{t+s}^e \right\} = 0$$

which can be equivalently written as follows:

$$\frac{W_t^*}{P_t} = \frac{\theta}{\theta - 1} \frac{\sum_{s=0}^{\infty} (\beta\lambda)^s \zeta_{t+s} \left(\frac{P_{t+s}^e}{P_t}\right)^\theta \left(\frac{W_{t+s}^e}{P_{t+s}^e}\right)^\theta N_{t+s}^e v'(L_{t+s}^e)}{\sum_{s=0}^{\infty} (\beta\lambda)^s \zeta_{t+s} \left(\frac{P_{t+s}^e}{P_t}\right)^{\theta-1} \left(\frac{W_{t+s}^e}{P_{t+s}^e}\right)^\theta N_{t+s}^e u'(C_{t+s}^e) \frac{1 - \tau_{t+s}^n}{1 + \tau_{t+s}^c}}.$$

C.3 Sufficient conditions for equilibrium and the linearized system

Given beliefs, a temporary equilibrium denotes a solution to the following system of equations:

1. The consumption function

$$C_t = \frac{\sum_{s=1}^{\infty} Q_{t,t+s} \frac{P_{t+s}^e (1 + \tau_{t+s}^c)}{P_t (1 + \tau_t^c)} \{Y_{t+s}^e - G_{t+s}\}}{\sum_{s=1}^{\infty} \left(\beta^s \frac{\zeta_{t+s}}{\zeta_t}\right)^\sigma \left[Q_{t,t+s} \frac{P_{t+s}^e (1 + \tau_{t+s}^c)}{P_t (1 + \tau_t^c)}\right]^{1-\sigma}},$$

where we have imposed market clearing, $C_t = Y_t - G_t$.

2. Unions optimal wage setting

$$\frac{W_t^*}{P_t} = \frac{\theta}{\theta - 1} \frac{\sum_{s=0}^{\infty} (\beta\lambda)^s \zeta_{t+s} \left(\frac{P_{t+s}^e}{P_t}\right)^\theta \left(\frac{W_{t+s}^e}{P_{t+s}^e}\right)^\theta N_{t+s}^e v'(L_{t+s}^e)}{\sum_{s=0}^{\infty} (\beta\lambda)^s \zeta_{t+s} \left(\frac{P_{t+s}^e}{P_t}\right)^{\theta-1} \left(\frac{W_{t+s}^e}{P_{t+s}^e}\right)^\theta N_{t+s}^e u'(C_{t+s}^e) \frac{1 - \tau_{t+s}^n}{1 + \tau_{t+s}^c}}$$

and the aggregate wage is

$$W_t = \left[\lambda W_{t-1}^{1-\theta} + (1 - \lambda) (W_t^*)^{1-\theta} \right]^{\frac{1}{1-\theta}}.$$

3. Real wages are equal to the marginal productivity of labor

$$\frac{W_t}{P_t} = (1 - \alpha) A \left(\frac{\bar{K}}{N_t} \right)^\alpha.$$

4. Output is given by

$$Y_t = A \bar{K}^\alpha N_t^{1-\alpha},$$

where

$$L_t = \mu_t N_t$$

$$\mu_t = \int_0^1 \left(\frac{w_{u,t}}{W_t} \right)^{-\theta} du = \lambda \mu_{t-1} \left(\frac{W_{t-1}}{W_t} \right)^{-\theta} + (1 - \lambda) \left(\frac{W_t^*}{W_t} \right)^{-\theta}$$

where $\mu_{-1} = 1$.

5. Market clearing

$$C_t + G_t = Y_t.$$

For each quantity and price X_t we denote their log-linear deviation from steady state by $x_t \equiv \log X_t - \log X$, except for $g_t = G_t/Y$. For taxes we denote their log-linear deviation by $\hat{\tau}_t^c = \log(1 + \tau_t^c) - \log(1 + \tau^c)$ and $\hat{\tau}_t^n = -\{\log(1 - \tau_t^n) - \log(1 - \tau^n)\}$. Finally, $\log \xi_{t+1}/\xi_t = \chi_t$, where $\chi_t = \chi > 0$ for $t \leq T - 1$ and $\chi_t = 0$ for $t \geq T$. The log-linear system can be written as follows.

Consumption is given by

$$c_t = \frac{(1 - \beta)}{\beta} \sum_{s=1}^{\infty} \beta^s \frac{Y}{C} \{y_{t+s}^e - g_{t+s}\} - \sigma \sum_{s=0}^{\infty} \beta^s \{r_{t+s} - \pi_{t+s+1}^e - (\hat{\tau}_{t+s+1}^c - \hat{\tau}_{t+s}^c) + \chi_{t+s}\}. \quad (\text{C.1})$$

Wage inflation $\pi_t^w = w_t - w_{t-1}$ is given by

$$\pi_t^w = \frac{(1 - \lambda)(1 - \beta\lambda)}{\lambda} \sum_{s \geq 0} (\beta\lambda)^s \left\{ \varphi n_{t+s}^e + \sigma^{-1} c_{t+s}^e + \hat{\tau}_{t+s}^n + \hat{\tau}_{t+s}^c + \alpha n_{t+s}^e \right\} + \frac{1 - \lambda}{\lambda} \sum_{s \geq 1} (\beta\lambda)^s \pi_{t+s}^{w,e}. \quad (\text{C.2})$$

Below, we show how to derive these two equations below.

Price inflation $\pi_t = p_t - p_{t-1}$ is given by

$$\pi_t = \pi_t^w + \alpha \Delta n_t. \quad (\text{C.3})$$

Finally, output is given by

$$y_t = (1 - \alpha) n_t, \quad (\text{C.4})$$

and the market clearing condition is

$$\frac{C}{Y} c_t + g_t = y_t. \quad (\text{C.5})$$

To first order, $n_t = l_t$.

Log-linearized wage inflation Wage setting is given by

$$\frac{W_t^*}{P_t} = \frac{\theta}{\theta - 1} \frac{\sum_{s=0}^{\infty} (\beta\lambda)^s \zeta_{t+s} \left(\frac{P_{t+s}^e}{P_t}\right)^\theta \left(\frac{W_{t+s}^e}{P_{t+s}^e}\right)^\theta N_{t+s}^e v'(L_{t+s}^e)}{\sum_{s=0}^{\infty} (\beta\lambda)^s \zeta_{t+s} \left(\frac{P_{t+s}^e}{P_t}\right)^{\theta-1} \left(\frac{W_{t+s}^e}{P_{t+s}^e}\right)^\theta N_{t+s}^e u'(C_{t+s}^e) \frac{1-\tau_{t+s}^n}{1+\tau_{t+s}^c}}$$

and the aggregate wage is

$$W_t = \left[\lambda W_{t-1}^{1-\theta} + (1 - \lambda) (W_t^*)^{1-\theta} \right]^{\frac{1}{1-\theta}}.$$

Log-linearizing the wage setting condition we obtain

$$w_t^* - p_t = (1 - \beta\lambda) \sum_{s \geq 0} (\beta\lambda)^s \left\{ \varphi n_{t+s}^e + \sigma^{-1} c_{t+s}^e + \hat{\tau}_{t+s}^n + \hat{\tau}_{t+s}^c \right\} + \sum_{s=1}^{\infty} (\beta\lambda)^s p_{t+s}^e - \sum_{s=0}^{\infty} (\beta\lambda)^{s+1} p_{t+s}^e,$$

$$\begin{aligned} \Leftrightarrow w_t^* - w_t &= (1 - \beta\lambda) \sum_{s \geq 0} (\beta\lambda)^s \left\{ \varphi n_{t+s}^e + \sigma^{-1} c_{t+s}^e + \hat{\tau}_{t+s}^n + \hat{\tau}_{t+s}^c \right\} + \sum_{s=1}^{\infty} (\beta\lambda)^s p_{t+s}^e \\ &\quad - \sum_{s=0}^{\infty} (\beta\lambda)^{s+1} p_{t+s}^e + p_t - w_t \end{aligned}$$

or equivalently,

$$w_t^* - w_t = (1 - \beta\lambda) \sum_{s \geq 0} (\beta\lambda)^s \left\{ \varphi n_{t+s}^e + \sigma^{-1} c_{t+s}^e + \hat{\tau}_{t+s}^n + \hat{\tau}_{t+s}^c - (w_{t+s}^e - \hat{p}_{t+s}^e) \right\} + \sum_{s \geq 1} (\beta\lambda)^s \pi_{t+s}^{w,e}$$

since $w_{t+s}^e - \hat{p}_{t+s}^e = -\alpha n_{t+s}^e$ then

$$w_t^* - w_t = (1 - \beta\lambda) \sum_{s \geq 0} (\beta\lambda)^s \left\{ \varphi n_{t+s}^e + \sigma^{-1} c_{t+s}^e + \hat{\tau}_{t+s}^n + \hat{\tau}_{t+s}^c + \alpha n_{t+s}^e \right\} + \sum_{s \geq 1} (\beta\lambda)^s \pi_{t+s}^{w,e}.$$

Log-linearizing the aggregate wage condition we obtain

$$w_t = \lambda w_{t-1} + (1 - \lambda) w_t^*.$$

Now, define $\pi_t^w = w_t - w_{t-1}$, we can use the equation above to show that

$$\lambda \pi_t^w = (1 - \lambda) (w_t^* - w_t) \Leftrightarrow \pi_t^w = \frac{1 - \lambda}{\lambda} (w_t^* - w_t).$$

Replacing $w_t^* - w_t$ we find that

$$\pi_t^w = \frac{(1 - \lambda)(1 - \beta\lambda)}{\lambda} \sum_{s \geq 0} (\beta\lambda)^s \left\{ \varphi n_{t+s}^e + \sigma^{-1} c_{t+s}^e + \hat{\tau}_{t+s}^n + \hat{\tau}_{t+s}^c + \alpha n_{t+s}^e \right\} + \frac{1 - \lambda}{\lambda} \sum_{s \geq 1} (\beta\lambda)^s \pi_{t+s}^{w,e}.$$

C.4 Proof of proposition 5

Part 1 The proof strategy is as follows. First, we show that if level-1 people believe that the economy will stay at steady state for $t \geq T$, then all level- k beliefs and corresponding equilibria feature output, consumption, labor and wage inflation remaining at their steady state levels from $t \geq T$, and price inflation is zero for $t \geq T + 1$. Second, we note that beliefs about future output, inflation, consumption, and labor are a function only of future tax rates and policies. Finally, for a given level k , we recursively construct a sequence of policies $\{\hat{\tau}_t^{c,k}, \hat{\tau}_t^{n,k}\}$ which implements the flexible-price allocation and always features zero inflation for all t .

(1) Suppose that $y_t^e = c_t^e = n_t^e = 0$ and $\pi_{t+1}^{w,e} = \pi_{t+1}^e = 0$ if $t \geq T$. Then, setting $g_t = \hat{\tau}_t^c = \hat{\tau}_t^n = r_t = 0$ for all $t \geq T$, implies that consumption, output, and labor for $t \geq T$ are given by

$$c_t = \frac{(1 - \beta)}{\beta} \sum_{s=1}^{\infty} \beta^s \frac{Y}{C} y_{t+s}^e = 0,$$

$$y_t = \frac{C}{Y} c_t = 0,$$

and

$$n_t = \frac{y_t}{1 - \alpha} = 0,$$

respectively. Then, wage inflation for $t \geq T$ is given by

$$\pi_t^w = \frac{(1 - \lambda)(1 - \beta\lambda)}{\lambda} \left\{ \varphi n_t + \sigma^{-1} c_t + \alpha n_t \right\} = 0.$$

Finally, this implies that price inflation is

$$\pi_t = \pi_t^w + \alpha \Delta n_t = 0$$

for $t \geq T + 1$, and $\pi_T = -\alpha n_{T-1}$. This then shows the initial beliefs $y_t^{e,1} = c_t^{e,1} = n_t^{e,1} = \pi_t^{w,e,1} = \pi_{t+1}^{e,1} = 0$ are consistent with what happens in equilibrium. This result implies that all level- k people believe $y_t^{e,k} = c_t^{e,k} = n_t^{e,k} = \pi_t^{w,e,k} = \pi_{t+1}^{e,k} = 0$ for $t \geq T$.

(2) Recall that the temporary equilibrium for time t solves the system of equations (C.1)-(C.5). This equilibrium does not depend on policies before time t . So, for each t , level- k beliefs are unaffected by past policies, $\left\{ \hat{t}_s^{c,k}, \hat{t}_s^{n,k} \right\}_{s=0}^{t-1}$.

(3) For $t = T - 1$, the level- k equilibrium levels of consumption and wage inflation solve

$$c_{T-1}^k = -\sigma \left\{ -\pi_T^{e,k} + \hat{t}_{T-1}^{c,k} + \chi - \rho \right\},$$

and

$$\pi_{T-1}^{w,k} = \frac{(1-\lambda)(1-\beta\lambda)}{\lambda} \left\{ \varphi n_{T-1}^k + \sigma^{-1} c_{T-1}^k + \hat{t}_{T-1}^{n,k} + \hat{t}_{T-1}^{c,k} + \alpha n_{T-1}^k \right\}.$$

Note that by setting $\hat{t}_{t+s}^{c,k} = \rho + \pi_T^{e,k} - \chi$, then $c_{T-1}^k = 0$. Since consumption remains at its steady-state level, then $y_{T-1}^k = n_{T-1}^k = 0$. Setting $\hat{t}_{T-1}^{n,k} = -\hat{t}_{T-1}^{c,k}$, implies that $\pi_{T-1}^{w,k} = 0$. Furthermore, since $\pi_T^k = -\alpha n_{T-1}^k$ then this policy also implies that $\pi_T^k = 0$.

We now proceed recursively. At time t , fix the future policies $\left\{ \hat{t}_{t+s}^{c,k}, \hat{t}_{t+s}^{n,k} \right\}_{s \geq 1}$ and the implied beliefs $\left\{ y_{t+s}^{e,k}, c_{t+s}^{e,k}, n_{t+s}^{e,k}, \pi_{t+s}^{w,e,k}, \pi_{t+s}^{e,k} \right\}_{s \geq 1}$. Consumption at time t is given by we set $\hat{t}_t^{c,k}$ so that

$$c_t^k = \frac{(1-\beta)}{\beta} \sum_{s=1}^{\infty} \beta^s \frac{Y}{C} y_{t+s}^{e,k} - \sigma \sum_{s=0}^{\infty} \beta^s \left\{ r_{t+s} - \pi_{t+s+1}^{e,k} - \left(\hat{t}_{t+s+1}^{c,k} - \hat{t}_{t+s}^{c,k} \right) + \chi_{t+s} \right\}.$$

We set $\hat{t}_t^{c,k}$ such that $c_t^k = 0$, which implies

$$\begin{aligned} \hat{t}_t^{c,k} &= \frac{(1-\beta)}{\beta\sigma} \sum_{s=1}^{T-t-1} \left[\beta^s \frac{Y}{C} y_{t+s}^{e,k} \right] - \left\{ -\pi_{t+1}^{e,k} - \hat{t}_{t+1}^{c,k} + \chi - \rho \right\} \\ &\quad - \sum_{s=1}^{\infty} \beta^s \left\{ -\pi_{t+s+1}^{e,k} - \left(\hat{t}_{t+s+1}^{c,k} - \hat{t}_{t+s}^{c,k} \right) + \chi_{t+s} - \rho \right\}. \end{aligned}$$

Since $c_t^k = 0$, it follows from (C.4) and (C.5) that $n_t^k = y_t^k = 0$. Wage inflation is given by

$$\pi_t^{w,k} = \frac{(1-\lambda)(1-\beta\lambda)}{\lambda} \sum_{s \geq 0} (\beta\lambda)^s \left\{ \varphi n_{t+s}^{e,k} + \sigma^{-1} c_{t+s}^{e,k} + \hat{t}_{t+s}^{n,k} + \hat{t}_{t+s}^{c,k} + \alpha n_{t+s}^{e,k} \right\} + \frac{1-\lambda}{\lambda} \sum_{s \geq 1} (\beta\lambda)^s \pi_{t+s}^{w,e,k}.$$

We set $\hat{\tau}_t^{n,k}$ such that $\pi_t^{w,k} = 0$, which implies

$$\hat{\tau}_t^{n,k} = -\hat{\tau}_t^{c,k} - \sum_{s=1}^{\infty} (\beta\lambda)^s \left\{ \varphi n_{t+s}^{e,k} + \sigma^{-1} c_{t+s}^{e,k} + \hat{\tau}_{t+s}^{n,k} + \hat{\tau}_{t+s}^{c,k} + \alpha n_{t+s}^{e,k} \right\} - \frac{1}{1-\beta\lambda} \sum_{s=1}^{\infty} (\beta\lambda)^s \pi_{t+s}^{w,e,k}.$$

These policies implement an allocation in which $n_t^k = 0$ and $\pi_t^{w,k} = 0$ for all t . It follows (C.3) from then $\pi_t^k = 0$ for all t .

Part 2 Suppose that beliefs are anchored at the initial steady state. Consider setting taxes on consumption and labor such that

$$\tau_t^c = (1 + \tau^c) e^{-(T-t)(\chi-\rho)} - 1.$$

$$\frac{1 - \tau_t^n}{1 + \tau_t^c} = \frac{1 - \tau^n}{1 + \tau^c}.$$

Then, consumption is given by

$$C_t = \frac{\sum_{s \geq 1} Q_{t,t+s} \frac{1+\tau_{t+s}^c}{1+\tau_t^c} \{Y - G\}}{\sum_{s \geq 1} \left(\beta^s \frac{\xi_{t+s}}{\xi_t} \right)^\sigma \left[Q_{t,t+s} \frac{1+\tau_{t+s}^c}{1+\tau_t^c} \right]^{1-\sigma}} = \frac{\sum_{s \geq 1} Q_{t,t+s} \frac{1+\tau_{t+s}^c}{1+\tau_t^c} \{Y - G\}}{\sum_{s \geq 1} \beta^s \frac{\xi_{t+s}}{\xi_t}} = C.$$

This implies that

$$Y_t = C_t + G = C + G = Y,$$

and then

$$N_t = \left(\frac{Y}{A \bar{K}^\alpha} \right)^{\frac{1}{1-\alpha}} = N.$$

The reset wage is:

$$\begin{aligned} \frac{W_t^*}{P_t} &= \frac{\theta}{\theta - 1} \frac{\sum_{s=0}^{\infty} (\beta\lambda)^s \xi_{t+s} \left(\frac{W}{P} \right)^\theta N v'(L)}{\sum_{s=0}^{\infty} (\beta\lambda)^s \xi_{t+s} \left(\frac{W}{P} \right)^\theta N u'(C) \frac{1-\tau_{t+s}^n}{1+\tau_{t+s}^c}} \\ &= \frac{\theta}{\theta - 1} \frac{1 + \tau^c v'(L)}{1 - \tau^n u'(C)} = \frac{W}{P}. \end{aligned}$$

Then, from the first-order condition of the firm we see that W_t/P_t is constant

$$\frac{W_t}{P_t} = (1 - \alpha) A \left(\frac{\bar{K}}{N} \right)^\alpha = \frac{W}{P}$$

which, combined with

$$\frac{W_t}{P_t} = \left[\lambda \left(\frac{W_{t-1} P_{t-1}}{P_{t-1} P_t} \right)^{1-\theta} + (1-\lambda) \left(\frac{W_t^*}{P_t} \right)^{1-\theta} \right]^{\frac{1}{1-\theta}}$$

implies that $P_t = P_{t-1}$ for all t . Finally, this implies that $\mu_t = 1$ for all t and $N_t = L_t = N$. Since this result holds for the non-linear model, it trivially extends to the linearized model.

D Appendix: A model with sticky prices

In this appendix, we present an alternative New Keynesian model with sticky prices instead of sticky wages and show that our main results continue to hold for this alternative specification. We assume that households have the same utility function as the one in our benchmark model, see (2.1).

The final good is produced using a continuum of intermediate inputs $y_{u,t}$ for $u \in [0, 1]$ according to the technology:

$$Y_t = \left[\int_0^1 y_{u,t}^{\frac{\theta-1}{\theta}} du \right]^{\frac{\theta}{\theta-1}}.$$

Each variety u is produced by a monopolistic firm using the technology:

$$y_{u,t} = A n_{u,t}^{1-\alpha}.$$

The good market clearing condition is still given by (2.3). We assume that the government has access to the same monetary and fiscal instruments as in section 3.

Final goods firms The representative final goods producer maximizes profits

$$P_t Y_t - \int_0^1 p_{u,t} y_{u,t} du,$$

which implies that demand for the intermediate input is given by

$$y_{u,t} = \left(\frac{p_{u,t}}{P_t} \right)^{-\theta} Y_t.$$

The aggregate price level satisfies:

$$P_t = \left[\int_0^1 p_{u,t}^{1-\theta} du \right]^{\frac{1}{1-\theta}}.$$

Intermediate goods producers Each intermediate good u is produced by a monopolist. Producers set prices subject to Calvo frictions. At time t , a fraction $1 - \lambda$ can reset their price. As is standard, it is optimal for producers to choose the same reset price, P_t^* . The optimal reset price is the solution to:

$$\max_{P_t^*} \sum_{s=0}^{\infty} \lambda^s Q_{t,t+s} \frac{P_{t+s}^e}{P_t} \left\{ \left(\frac{P_t^*}{P_{t+s}^e} \right)^{1-\theta} Y_{t+s}^e - \frac{W_{t+s}^e}{P_{t+s}^e A^{\frac{1}{1-\alpha}}} \left(\frac{P_t^*}{P_{t+s}^e} \right)^{-\frac{\theta}{1-\alpha}} (Y_{t+s}^e)^{\frac{1}{1-\alpha}} \right\}.$$

We assume that the monopolist has rational expectations with respect to exogenous variables, but is boundedly rational with respect to endogenous variables. In particular, we assume that the firm forms beliefs about future aggregate prices, P_t^e , wages, W_t^e , and output Y_t^e using level- k thinking.

The first-order condition implies that:

$$\frac{P_t^*}{P_t} = \left\{ \frac{\theta \sum_{s=0}^{\infty} \lambda^s Q_{t,t+s} \frac{P_{t+s}^e}{P_t} \frac{W_{t+s}^e}{P_{t+s}^e} \frac{1}{A^{\frac{1}{1-\alpha}}} \left(\frac{P_{t+s}^e}{P_t} \right)^{\frac{\theta}{1-\alpha}} (Y_{t+s}^e)^{\frac{1}{1-\alpha}}}{(\theta - 1)(1 - \alpha) \sum_{s=0}^{\infty} \lambda^s Q_{t,t+s} \frac{P_{t+s}^e}{P_t} \left(\frac{P_{t+s}^e}{P_t} \right)^{\theta-1} Y_{t+s}^e} \right\}^{\frac{1-\alpha}{1-\alpha(1-\theta)}}. \quad (\text{D.1})$$

Let lower case letters denote the log-deviation of a variable from its steady-state value, $x_t \equiv \log X_t - \log X$. Using (D.1) we obtain

$$p_t^* - p_t = \zeta (1 - \lambda\beta) \sum_{s=0}^{\infty} (\beta\lambda)^s \left\{ w_{t+s}^e - p_{t+s}^e + \frac{\alpha}{1-\alpha} y_{t+s}^e \right\} + \sum_{s=1}^{\infty} (\beta\lambda)^s \pi_{t+s}^e, \quad (\text{D.2})$$

where $\zeta \equiv \frac{1-\alpha}{1-\alpha(1-\theta)}$.

The price level is given by

$$P_t = \left[\lambda P_{t-1}^{1-\theta} + (1 - \lambda) (P_t^*)^{1-\theta} \right]^{\frac{1}{1-\theta}}$$

so

$$p_t = \lambda p_{t-1} + (1 - \lambda) p_t^* \Leftrightarrow \pi_t = \frac{1 - \lambda}{\lambda} (p_t^* - p_t). \quad (\text{D.3})$$

Combining (D.2) and (D.3) we obtain:

$$\pi_t = \kappa \sum_{s=0}^{\infty} (\beta\lambda)^s \left\{ w_{t+s}^e - p_{t+s}^e + \frac{\alpha}{1-\alpha} y_{t+s}^e \right\} + \frac{1-\lambda}{\lambda} \sum_{s=1}^{\infty} (\beta\lambda)^s \pi_{t+s}^e, \quad (\text{D.4})$$

where $\kappa \equiv \bar{\zeta} \frac{(1-\lambda)(1-\lambda\beta)}{\lambda}$.

Household The household chooses consumption and labor to maximize:

$$\max \sum_{s=0}^{\infty} \beta^s \bar{\zeta}_{t+s} \left[u(\tilde{C}_{t+s}) - v(\tilde{N}_{t+s}) \right]$$

$$\sum_{s=0}^{\infty} Q_{t,t+s} P_{t+s}^e (1 + \tau_{t+s}^c) \tilde{C}_{t+s} = \sum_{s=0}^{\infty} Q_{t,t+s}^e \left[(1 - \tau_{t+s}^n) W_{t+s}^e \tilde{N}_{t+s} + \Omega_{t+s}^e - T_{t+s}^e \right] + R_{t-1} B_t.$$

The solution to this problem implies

$$C_t = \frac{\sum_{s \geq 0} Q_{t,t+s} \left\{ (1 - \tau_{t+s}^n) W_{t+s}^e \tilde{N}_{t+s} + \Omega_{t+s}^e - T_{t+s}^e \right\} + R_{t-1} b_{i,t}}{(1 + \tau_t) P_t \left[1 + \sum_{s \geq 1} \left(\beta^s \frac{\bar{\zeta}_{t+s}}{\bar{\zeta}_t} \right)^\sigma \left[Q_{t,t+s} \frac{P_{t+s}^e (1 + \tau_{t+s}^c)}{P_t (1 + \tau_t)} \right]^{1-\sigma} \right]},$$

where

$$\tilde{N}_{t+s}^\varphi = \frac{(1 - \tau_{t+s}^n) W_{t+s}^e}{(1 + \tau_{t+s}^c) P_{t+s}^e} \left(\beta^s \frac{\bar{\zeta}_{t+s}}{\bar{\zeta}_t} \right)^{-1} \frac{Q_{t,t+s} P_{t+s}^e (1 + \tau_{t+s}^c)}{P_t (1 + \tau_t^c)} C_t^{-\sigma^{-1}}. \quad (\text{D.5})$$

Using people's beliefs about the government budget constraint, (3.6), and the aggregate resource constraint, (2.3), we obtain

$$C_t = \frac{\sum_{s \geq 1} Q_{t,t+s} \frac{P_{t+s}^e (1 + \tau_{t+s}^c)}{P_t (1 + \tau_t^c)} \left\{ \left(\frac{1 - \tau_{t+s}^n}{1 - \tau_{t+s}^c} \right) \frac{W_{t+s}^e}{P_{t+s}^e} \left\{ \tilde{N}_{t+s} - N_{t+s}^e \right\} + Y_{t+s}^e - G_{t+s} \right\}}{\sum_{s \geq 1} \left(\beta^s \frac{\bar{\zeta}_{t+s}}{\bar{\zeta}_t} \right)^\sigma \left[Q_{t,t+s} \frac{P_{t+s}^e (1 + \tau_{t+s}^c)}{P_t (1 + \tau_t)} \right]^{1-\sigma}}. \quad (\text{D.6})$$

Log-linearizing equations D.5 and D.6 yields:

$$\begin{aligned} \tilde{n}_{t+s} &= -\varphi^{-1} (\hat{\tau}_{t+s}^n + \hat{\tau}_{t+s}^c) + \varphi^{-1} (w_{t+s}^e - p_{t+s}^e) \\ &\quad - \varphi^{-1} \sum_{m=0}^{s-1} (r_{t+m} - \pi_{t+m+1}^e - \Delta \hat{\tau}_{t+m}^c + \chi_{t+m}) - (\varphi\sigma)^{-1} c_t \end{aligned} \quad (\text{D.7})$$

and

$$c_t = \frac{1-\beta}{\beta} \sum_{s \geq 1} \beta^s \frac{Y}{C} \{y_{t+s}^e - g_{t+s} - \omega_N n_{t+s}^e\} + \frac{1-\beta}{\beta} \sum_{s \geq 1} \beta^s \frac{Y}{C} \omega_N \tilde{n}_{t+s} \quad (\text{D.8})$$

$$- \sigma \sum_{m=0}^{\infty} \beta^s \{r_{t+s} - \pi_{t+s+1}^e - \Delta \hat{\tau}_{t+s}^c + \sigma \chi_{t+s}\}$$

where $\omega_N = \left(\frac{1-\tau^n}{1-\tau^c}\right) \frac{W}{P} \frac{N}{Y}$. Replacing (D.7) in (D.8), we obtain:

$$c_t = \psi \sum_{s \geq 1} \beta^s \frac{Y}{C} \left\{ y_{t+s}^e - g_{t+s} - \omega_N n_{t+s}^e + \varphi^{-1} \{w_{t+s}^e - p_{t+s}^e - (\hat{\tau}_{t+s}^n + \hat{\tau}_{t+s}^c)\} \right\}$$

$$- \sigma \sum_{m=0}^{\infty} \beta^s \{r_{t+s} - \pi_{t+s+1}^e - \Delta \hat{\tau}_{t+s}^c + \sigma \chi_{t+s}\}$$

where $\psi \equiv \frac{\sigma}{\sigma + \frac{Y}{C} \omega_N \varphi^{-1}} \frac{1-\beta}{\beta}$.

Equilibrium In equilibrium, labor-market clearing, $N_t = \int n_{u,t} du$, implies that:

$$N_t = \int n_{u,t} du = \int \left(\frac{y_{u,t}}{A}\right)^{\frac{1}{1-\alpha}} du = \int \left(\frac{Y_t}{A}\right)^{\frac{1}{1-\alpha}} \left(\frac{p_{u,t}}{P_t}\right)^{-\frac{\theta}{1-\alpha}} du$$

which implies that

$$Y_t = \mu_t^{\alpha-1} A N_t^{1-\alpha} = C_t + G_t,$$

where $\mu_t = \int \left(\frac{p_{u,t}}{P_t}\right)^{-\frac{\theta}{1-\alpha}}$ denotes the standard price distortion. Starting from a non-distorted steady state implies $\mu_{-1} = 1$ and to first order the price distortion is zero.

The temporary equilibrium conditions are as follows.

1. Consumption is given by

$$c_t = \psi \sum_{s \geq 1} \beta^s \frac{Y}{C} \left\{ y_{t+s}^e - g_{t+s} - \omega_N n_{t+s}^e + \varphi^{-1} \{w_{t+s}^e - p_{t+s}^e - (\hat{\tau}_{t+s}^n + \hat{\tau}_{t+s}^c)\} \right\} \quad (\text{D.9})$$

$$- \sigma \sum_{m=0}^{\infty} \beta^s \{r_{t+s} - \pi_{t+s+1}^e - \Delta \hat{\tau}_{t+s}^c + \chi_{t+s}\}.$$

2. Inflation is given by

$$\pi_t = \kappa \sum_{s=0}^{\infty} (\beta\lambda)^s \left\{ (\hat{\tau}_{t+s}^n + \hat{\tau}_{t+s}^c) + \varphi n_{t+s}^e + \sigma^{-1} c_{t+s}^e + \frac{\alpha}{1-\alpha} y_{t+s}^e \right\} + \frac{1-\lambda}{\lambda} \sum_{s=1}^{\infty} (\beta\lambda)^s \pi_{t+s}^e. \quad (\text{D.10})$$

3. Output is given by

$$y_t = (1 - \alpha) n_t. \quad (\text{D.11})$$

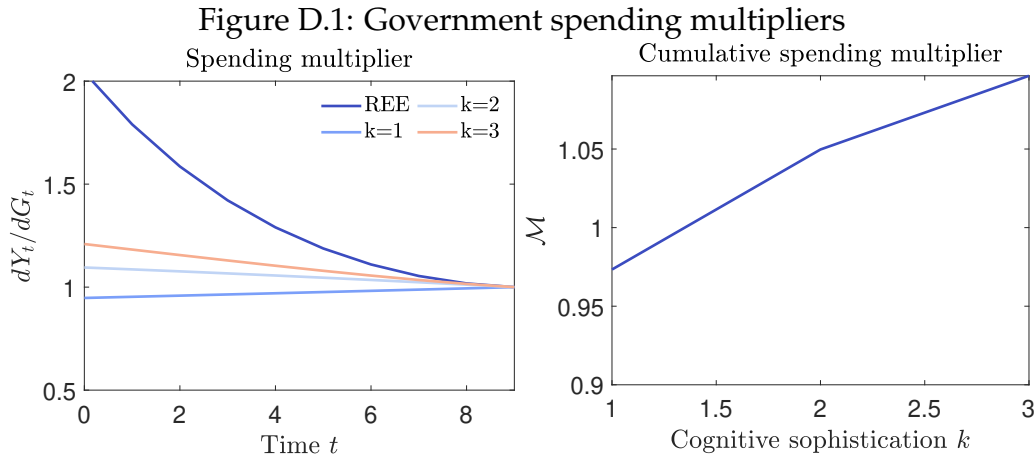
4. Market clearing implies

$$y_t = \frac{C}{Y} c_t + g_t. \quad (\text{D.12})$$

Note that we assume that the beliefs that firms have about the real wage are consistent with household labor supply. An equilibrium is a solution to this system along with a specification of belief formation corresponding to level- k thinking.

D.1 Government spending multipliers

In this section we briefly illustrate the analog to Proposition 1 for the case in which tax rates are constant and government spending rises by ΔG during the ZLB period.



Comparing figures 3.1 and D.1, we see that the implications of level- k thinking for the government multiplier are essentially the same, regardless of whether Calvo frictions apply to wages and prices.

D.2 Consumption-tax policy

Proposition 5 continues to hold for the economy in which prices, rather than wages, are subject to Calvo frictions.

Proof. (Part 1) The proof strategy is as follows. Fix a k . First, we show that if the level-1 believe that the economy will stay at steady state for $t \geq T$, then this implies that all level- k beliefs and equilibrium feature output, consumption, labor and wage inflation

remaining at their steady state levels from $t \geq T$, and price inflation becoming zero from $t \geq T + 1$ on. Second, we note that beliefs about future output, inflation, consumption, and labor are a function only of future tax rates and policies. (3) Finally, we recursively construct a sequence of policies $\{\hat{\tau}_t^{c,k}, \hat{\tau}_t^{n,k}\}$ which implements the flexible-price allocation and always features zero inflation. \square

(1) Suppose that $y_t^e = c_t^e = n_t^e = 0$ and $\pi_t^e = 0$ if $t \geq T$, then the policies $g_t = \hat{\tau}_t^{c,k} = \hat{\tau}_t^{n,k} = r_t = 0$ for all $t \geq T$ imply that consumption, output, and labor for $t \geq T$ are given by

$$c_t = \psi \sum_{s \geq 1} \beta^s \frac{Y}{C} \left\{ y_{t+s}^e - \omega_N n_{t+s}^e + \varphi^{-1} \{ w_{t+s}^e - p_{t+s}^e \} \right\} = 0.$$

$$y_t = \frac{C}{Y} c_t = 0,$$

and

$$n_t = \frac{y_t}{1 - \alpha} = 0,$$

respectively. Finally, inflation is given by

$$\pi_t = \kappa \sum_{s=0}^{\infty} (\beta\lambda)^s \left\{ \varphi n_{t+s}^e + \sigma^{-1} c_{t+s}^e + \frac{\alpha}{1 - \alpha} y_{t+s}^e \right\} + \frac{1 - \lambda}{\lambda} \sum_{s=1}^{\infty} (\beta\lambda)^s \pi_{t+s}^e = 0.$$

This then shows that starting from the initial beliefs $y_t^{e,1} = c_t^{e,1} = n_t^{e,1} = 0$ and $\pi_t^{e,1} = 0$ implies that the same holds for all k .

(2) Note that the temporary equilibrium for time t , which solves the system of equations (D.9)-(D.12) does not depend on policies before time t . This implies that for each t , $y_t^{e,k}$ is unaffected by policies $\{\hat{\tau}_s^{c,k}, \hat{\tau}_s^{n,k}\}_{s=0}^{t-1}$.

(3) We now proceed recursively. At time t , given policies $\{\hat{\tau}_{t+s}^{c,k}, \hat{\tau}_{t+s}^{n,k}\}_{s \geq 1}$ and beliefs $\{y_{t+s}^{e,k}, c_{t+s}^{e,k}, n_{t+s}^{e,k}, \pi_{t+s}^{e,k}\}_{s \geq 1}$, we set the consumption tax $\hat{\tau}_t^{c,k}$ so that

$$\begin{aligned} \hat{\tau}_t^{c,k} = & \frac{\psi}{\sigma} \sum_{s \geq 1} \beta^s \frac{Y}{C} \left\{ y_{t+s}^{e,k} - \omega_N n_{t+s}^e + \varphi^{-1} \left\{ w_{t+s}^{e,k} - p_{t+s}^{e,k} - \left(\hat{\tau}_{t+s}^{n,k} + \hat{\tau}_{t+s}^{c,k} \right) \right\} \right\} \\ & - \left\{ -\pi_{t+1}^{e,k} - \hat{\tau}_{t+1}^{c,k} + \chi - \rho \right\} - \sum_{s=1}^{\infty} \beta^s \left\{ r_{t+s} - \pi_{t+s+1}^{e,k} - \Delta \hat{\tau}_{t+s}^{c,k} + \chi_{t+s} \right\}, \end{aligned}$$

which implies that $c_t^k = 0$. It then follows that $n_t^k = y_t^k = 0$. Then, setting $\hat{\tau}_{t+s}^{n,k}$ such that

$$\hat{\tau}_t^{n,k} = -\hat{\tau}_t^{c,k} - \sum_{s=1}^{\infty} (\beta\lambda)^s \left\{ (\hat{\tau}_{t+s}^n + \hat{\tau}_{t+s}^c) + \varphi n_{t+s}^e + \sigma^{-1} c_{t+s}^e + \frac{\alpha}{1-\alpha} y_{t+s}^e \right\} - \frac{1-\lambda}{\lambda\kappa} \sum_{s=1}^{\infty} (\beta\lambda)^s \pi_{t+s}^e$$

which implies that $\pi_t^k = 0$.

Proof. (Part 2) Under this assumption, the consumption function still implies that $C_t^1 = C$, which implies that $N_t^1 = N$ and $Y_t^1 = Y$, i.e., both consumption, labor, and output in the level-1 economy stay at their steady state levels. Using the fact that $(1 - \tau_t^n) / (1 + \tau_t^c) = (1 - \tau^n) / (1 + \tau^c)$, this implies that the relative wage W_t^1 / P_t^1 remains at its pre-shock steady state as well. Finally, this implies that $p_t^{*,1} = p_t$ and so inflation is always zero. The same argument then holds for $k > 1$. \square

D.2.1 Rules versus targets

Figure D.2 is the analog to Figure 3.2, assuming prices are subject to Calvo-style frictions. We see that the implications of level- k thinking for the efficacy of fiscal policy when prices, rather than wages, are subject to Calvo-style frictions are essentially the same.

